

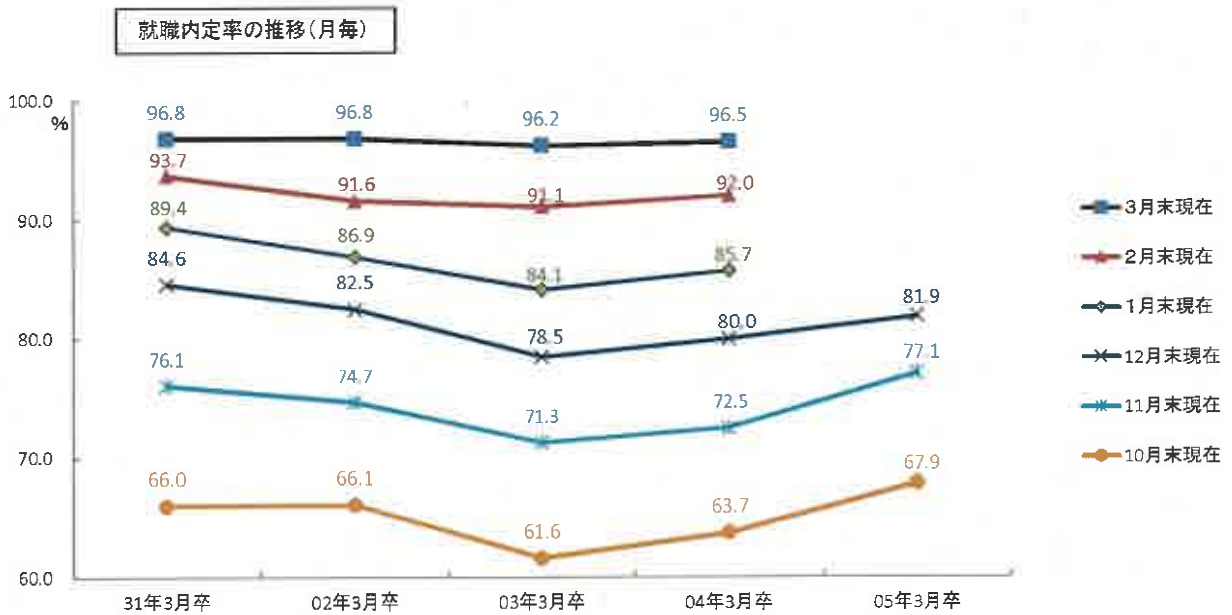
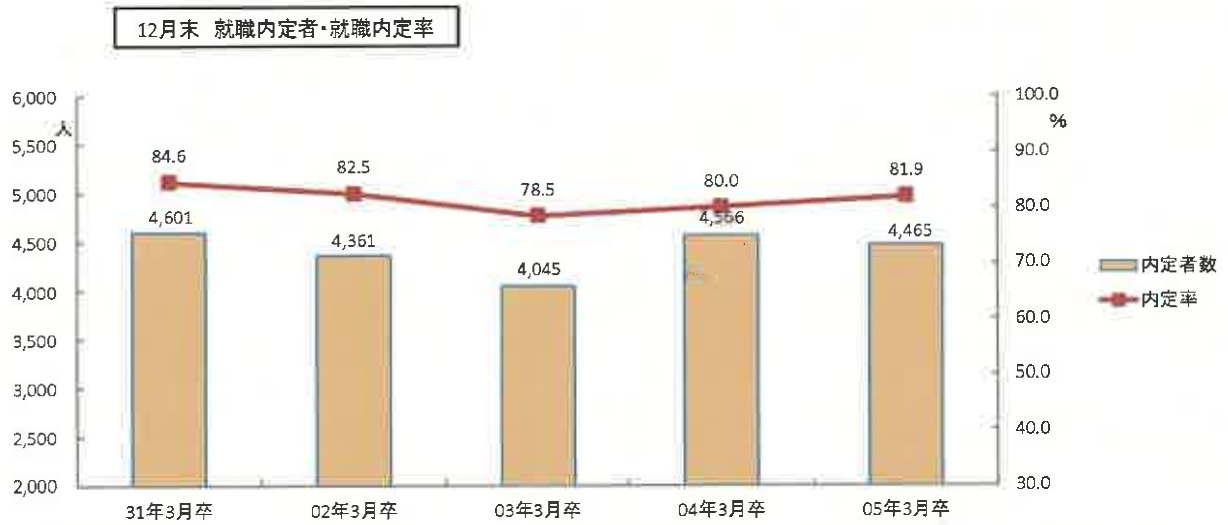
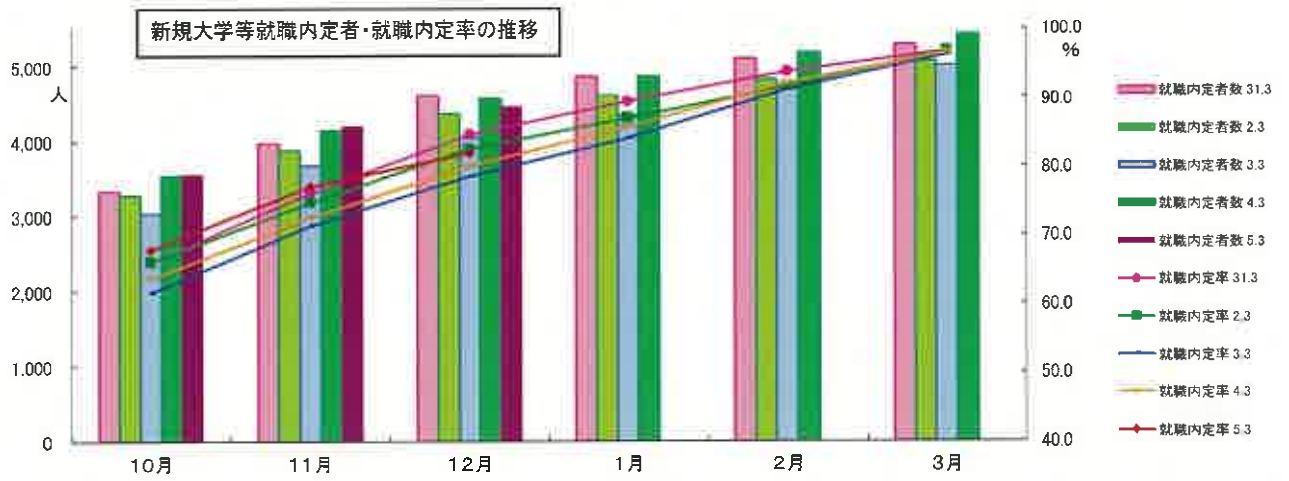
## 新規大学等卒業予定者就職内定状況

【表1】各年12月末現在

| 卒業年次      | 卒業<br>予定者数<br>(人) | 就職希望者数(人) |       |       | 就職内定者数(人) |       |       | 就職内定率(%) |      |      |
|-----------|-------------------|-----------|-------|-------|-----------|-------|-------|----------|------|------|
|           |                   | 合計        | 男     | 女     | 合計        | 男     | 女     | 合計       | 男    | 女    |
| H28年3月    | 7,091             | 5,513     | 2,338 | 3,175 | 4,297     | 1,770 | 2,527 | 77.9     | 75.7 | 79.6 |
| H29年3月    | 7,197             | 5,637     | 2,348 | 3,289 | 4,398     | 1,774 | 2,624 | 78.0     | 75.6 | 79.8 |
| H30年3月    | 6,830             | 5,328     | 2,300 | 3,028 | 4,387     | 1,788 | 2,599 | 82.3     | 77.7 | 85.8 |
| H31年3月    | 7,145             | 5,440     | 2,309 | 3,131 | 4,601     | 1,888 | 2,713 | 84.6     | 81.8 | 86.6 |
| R2年3月     | 6,864             | 5,289     | 2,290 | 2,999 | 4,361     | 1,822 | 2,539 | 82.5     | 79.6 | 84.7 |
| R3年3月     | 6,760             | 5,150     | 2,279 | 2,871 | 4,045     | 1,722 | 2,323 | 78.5     | 75.6 | 80.9 |
| R4年3月     | 7,334             | 5,705     | 2,493 | 3,212 | 4,566     | 1,945 | 2,621 | 80.0     | 78.0 | 81.6 |
| R5年3月     | 7,174             | 5,452     | 2,275 | 3,177 | 4,465     | 1,777 | 2,688 | 81.9     | 78.1 | 84.6 |
| 前年度比(%・P) | ▲ 2.2             | ▲ 4.4     | ▲ 8.7 | ▲ 1.1 | ▲ 2.2     | ▲ 8.6 | 2.6   | 1.9      | 0.1  | 3.0  |

【表2】

| 項目            | 年次/月 | 10月   | 11月   | 12月   | 1月    | 2月    | 3月    |
|---------------|------|-------|-------|-------|-------|-------|-------|
| 卒業予定者数<br>(人) | 28.3 | 7,159 | 7,136 | 7,091 | 7,073 | 6,980 | 6,728 |
|               | 29.3 | 7,240 | 7,217 | 7,197 | 7,185 | 7,127 | 6,932 |
|               | 30.3 | 6,907 | 6,897 | 6,830 | 6,790 | 6,723 | 6,602 |
|               | 31.3 | 7,169 | 7,145 | 7,145 | 7,138 | 6,986 | 6,834 |
|               | 2.3  | 6,894 | 6,867 | 6,864 | 6,851 | 6,789 | 6,621 |
|               | 3.3  | 6,809 | 6,783 | 6,760 | 6,748 | 6,709 | 6,662 |
|               | 4.3  | 7,371 | 7,338 | 7,334 | 7,297 | 7,202 | 7,141 |
|               | 5.3  | 7,201 | 7,189 | 7,174 |       |       |       |
| 就職希望者数<br>(人) | 28.3 | 5,411 | 5,577 | 5,513 | 5,473 | 5,443 | 5,430 |
|               | 29.3 | 5,502 | 5,680 | 5,637 | 5,623 | 5,540 | 5,514 |
|               | 30.3 | 5,142 | 5,366 | 5,328 | 5,268 | 5,238 | 5,275 |
|               | 31.3 | 5,057 | 5,224 | 5,440 | 5,437 | 5,440 | 5,463 |
|               | 2.3  | 4,948 | 5,192 | 5,289 | 5,300 | 5,262 | 5,232 |
|               | 3.3  | 4,914 | 5,148 | 5,150 | 5,151 | 5,154 | 5,204 |
|               | 4.3  | 5,537 | 5,712 | 5,705 | 5,670 | 5,622 | 5,620 |
|               | 5.3  | 5,252 | 5,458 | 5,452 |       |       |       |
| 就職内定者数<br>(人) | 28.3 | 3,049 | 3,869 | 4,297 | 4,639 | 4,899 | 5,248 |
|               | 29.3 | 3,331 | 3,978 | 4,398 | 4,769 | 5,011 | 5,349 |
|               | 30.3 | 3,317 | 3,952 | 4,387 | 4,701 | 4,915 | 5,157 |
|               | 31.3 | 3,338 | 3,976 | 4,601 | 4,862 | 5,099 | 5,288 |
|               | 2.3  | 3,273 | 3,878 | 4,361 | 4,608 | 4,818 | 5,066 |
|               | 3.3  | 3,028 | 3,671 | 4,045 | 4,330 | 4,695 | 5,005 |
|               | 4.3  | 3,528 | 4,139 | 4,566 | 4,862 | 5,172 | 5,422 |
|               | 5.3  | 3,566 | 4,207 | 4,465 |       |       |       |
| 就職内定率<br>(%)  | 28.3 | 56.3  | 69.4  | 77.9  | 84.8  | 90.0  | 96.6  |
|               | 29.3 | 60.5  | 70.0  | 78.0  | 84.8  | 90.5  | 97.0  |
|               | 30.3 | 64.5  | 73.6  | 82.3  | 89.2  | 93.8  | 97.8  |
|               | 31.3 | 66.0  | 76.1  | 84.6  | 89.4  | 93.7  | 96.8  |
|               | 2.3  | 66.1  | 74.7  | 82.5  | 86.9  | 91.6  | 96.8  |
|               | 3.3  | 61.6  | 71.3  | 78.5  | 84.1  | 91.1  | 96.2  |
|               | 4.3  | 63.7  | 72.5  | 80.0  | 85.7  | 92.0  | 96.5  |
|               | 5.3  | 67.9  | 77.1  | 81.9  |       |       |       |



## 新規大学等卒業予定者就職内定率の年度別推移(各月12月末現在)

【表 3】

| 就職<br>内定率<br>卒業年次 | ①合計(%) |               | ②大学(%) |               | ③短期大学(%) |               | ④専修学校(%) |               |
|-------------------|--------|---------------|--------|---------------|----------|---------------|----------|---------------|
|                   |        | 前年比<br>(ポイント) |        | 前年比<br>(ポイント) |          | 前年比<br>(ポイント) |          | 前年比<br>(ポイント) |
| 18.3              | 68.9   | -             | 72.6   | -             | 67.7     | -             | 66.2     | -             |
| 19.3              | 68.6   | ▲ 0.3         | 68.7   | ▲ 3.9         | 71.2     | 3.5           | 66.0     | ▲ 0.2         |
| 20.3              | 70.0   | 1.4           | 69.2   | 0.5           | 74.2     | 3.0           | 67.4     | 1.4           |
| 21.3              | 67.4   | ▲ 2.6         | 65.2   | ▲ 4.0         | 72.2     | ▲ 2.0         | 65.9     | ▲ 1.5         |
| 22.3              | 57.8   | ▲ 9.6         | 55.0   | ▲ 10.2        | 62.1     | ▲ 10.1        | 57.6     | ▲ 8.3         |
| 23.3              | 61.6   | 3.8           | 59.9   | 4.9           | 70.0     | 7.9           | 57.3     | ▲ 0.3         |
| 24.3              | 67.0   | 5.4           | 65.2   | 5.3           | 69.3     | ▲ 0.7         | 67.2     | 9.9           |
| 25.3              | 72.3   | 5.3           | 74.1   | 8.9           | 72.7     | 3.4           | 70.2     | 3.0           |
| 26.3              | 71.1   | ▲ 1.2         | 72.6   | ▲ 1.5         | 73.4     | 0.7           | 67.9     | ▲ 2.3         |
| 27.3              | 74.0   | 2.9           | 74.8   | 2.2           | 74.5     | 1.1           | 72.8     | 4.9           |
| 28.3              | 77.9   | 3.9           | 81.4   | 6.6           | 79.5     | 5.0           | 73.1     | 0.3           |
| 29.3              | 78.0   | 0.1           | 80.2   | ▲ 1.2         | 78.1     | ▲ 1.4         | 75.8     | 2.7           |
| 30.3              | 82.3   | 4.3           | 85.8   | 5.6           | 85.8     | 7.7           | 76.5     | 0.7           |
| 31.3              | 84.6   | 2.3           | 90.2   | 4.4           | 87.0     | 1.2           | 76.5     | 0.0           |
| 2.3               | 82.5   | ▲ 2.1         | 88.1   | ▲ 2.1         | 86.3     | ▲ 0.7         | 73.3     | ▲ 3.2         |
| 3.3               | 78.5   | ▲ 4.0         | 81.4   | ▲ 6.7         | 81.3     | ▲ 5.0         | 73.3     | 0.0           |
| 4.3               | 80.0   | 1.5           | 83.5   | 2.1           | 80.1     | ▲ 1.2         | 74.8     | 1.5           |
| 5.3               | 81.9   | 1.9           | 88.9   | 5.4           | 80.4     | 0.3           | 73.5     | ▲ 1.3         |

(※)高等専門学校は短期大学に含む。