宮崎労働局

**Press Release**

宮崎労働局発表
平成 30 年 10 月 30 日

【照会先】
宮崎労働局職業安定部職業安定課
(担　当)
職業安定部長　　山下　拓志
職業安定課長　　花田　良和
(電　　話) 0985-38-8823

# 平成 30 年度　新規学校卒業予定者の求職・求人等の状況（９月末）

**～就職内定率は過去最高 57.9%（平成６年３月卒以降）**
**～就職内定者に占める県内内定者の割合は過去最高 52.8%（平成６年３月卒以降）～**

宮崎労働局（局長　吉田　研一）では、平成 31 年３月に県内の学校を卒業する学生等の求職・求人・内定等の状況を調査し、平成 30 年９月末の状況として取りまとめました。

【高校新卒者】(別紙：平成 30 年 9 月末)
○求人数は、4,161 人で前年同月比（3,866 人）7.6%の増。
○求職者数は、2,611 人で同（2,561 人）2.0%の増。
○求職者全体の求人倍率は、1.59 倍で同（1.51 倍）0.08 ポイントの増。
○就職内定率は、57.9%で同（56.0%）1.9 ポイントの増。
○就職内定者に占める県内内定者の割合は 52.8%で同（51.3%）1.5 ポイントの増。
(参考) 安定所管轄別就職内定者に占める県内内定者の割合
宮崎所管内：49.9%　延岡所管内：55.3%　日向所管内：59.7%　都城所管内：47.5%
日南所管内：50.0%　高鍋所管内：79.7%　小林所管内：47.7%

【大学等新卒者】
○大学等新卒者の就職状況については10月末時点から公表予定です。
※宮崎労働局管内の各ハローワーク、新卒応援ハローワーク(ハローワークプラザ宮崎内)では新規学卒者や卒業後未就職者の就職支援として、個別相談、求人開拓、応募書類の書き方、面接の練習、ミニ面接会などを実施しています。

※高校の数値については、県内の県立及び私立高校からのハローワークへの報告（学校やハローワークからの職業紹介を希望している生徒の状況等）を取りまとめたものです。
※求人数は県内の事業所より提出されたものを公表しています。

# 新規学校卒業者の求職・求人・就職の状況

〈平成31年3月卒業予定者〉

宮崎労働局

| 区分 | | 平成30年 9月末現在 計 | 男 | 女 | 前年同月 計 | 男 | 女 | 対前年 増減率・差 |
|---|---|---|---|---|---|---|---|---|
| 中学卒業 | ① 求職者数 | 7 | 7 | 0 | 4 | 4 | 0 | 75.0% |
| | うち県内 | 7 | 7 | 0 | 4 | 4 | 0 | 75.0% |
| | うち県外 | 0 | 0 | 0 | 0 | 0 | 0 | 0.0% |
| | ② 求人数 | 0 | | | 0 | | | — |
| | ③ 求人倍率 ②／① | 0.00 | | | 0.00 | | | 0.00 |
| 高校卒業 | ① 求職者数 | 2,611 | 1,545 | 1,066 | 2,561 | 1,604 | 957 | 2.0% |
| | うち県内 | 1,523 | 786 | 737 | 1,457 | 780 | 677 | 4.5% |
| | うち県外 | 1,088 | 759 | 329 | 1,104 | 824 | 280 | −1.4% |
| | 求職者全体に占める県内希望者の割合 | 58.3% | 50.9% | 69.1% | 56.9% | 48.6% | 70.7% | 1.4 |
| | ② 就職内定者数 | 1,512 | 948 | 564 | 1,434 | 947 | 487 | 5.4% |
| | うち県内 | 799 | 435 | 364 | 735 | 401 | 334 | 8.7% |
| | うち県外 | 713 | 513 | 200 | 699 | 546 | 153 | 2.0% |
| | 就職内定者全体に占める県内内定者の割合 | 52.8% | 45.9% | 64.5% | 51.3% | 42.3% | 68.6% | 1.5 |
| | ③ 有効求職者数（①－②） | 1,099 | 597 | 502 | 1,127 | 657 | 470 | −2.5% |
| | うち県内 | 724 | 351 | 373 | 722 | 379 | 343 | 0.3% |
| | うち県外 | 375 | 246 | 129 | 405 | 278 | 127 | −7.4% |
| | ④ 求人数 | 4,161 | | | 3,866 | | | 7.6% |
| | ⑤ 求人倍率 ④／① | 1.59 | | | 1.51 | | | 0.08 |
| | 県内求職者に対する求人倍率 | 2.73 | | | 2.65 | | | 0.08 |
| | ⑥ 就職内定率 ②／① | 57.9% | 61.4% | 52.9% | 56.0% | 59.0% | 50.9% | 1.9 |
| | うち県内 | 52.5% | 55.3% | 49.4% | 50.4% | 51.4% | 49.3% | 2.1 |
| | うち県外 | 65.5% | 67.6% | 60.8% | 63.3% | 66.3% | 54.6% | 2.2 |

※中学卒業予定者は1月末の状況から公表を予定している。
※求人数は県内の事業所より提出されたものを公表している。

# 新規学校卒業者の求職・求人・就職の状況（安定所別）

〈平成31年3月卒業予定者〉

| | | | 宮崎 | 延岡 | 日向 | 都城 | 日南 | 高鍋 | 小林 | 計 |
|---|---|---|---|---|---|---|---|---|---|---|
| 中学卒業 | ① 求職者数 | H30. 9 | 0 | 2 | 5 | 0 | 0 | 0 | 0 | 7 |
| | | 前年同月 | 0 | 4 | 0 | 0 | 0 | 0 | 0 | 4 |
| | | 差 | 0 | −2 | 5 | 0 | 0 | 0 | 0 | 3 |
| | うち県内 | H30. 9 | 0 | 2 | 5 | 0 | 0 | 0 | 0 | 7 |
| | | 前年同月 | 0 | 4 | 0 | 0 | 0 | 0 | 0 | 4 |
| | | 差 | 0 | −2 | 5 | 0 | 0 | 0 | 0 | 3 |
| | ② 就職内定者数 | H30. 9 | 0 | 0 | 0 | 0 | 0 | 0 | 0 | 0 |
| | | 前年同月 | 0 | 0 | 0 | 0 | 0 | 0 | 0 | 0 |
| | | 差 | 0 | 0 | 0 | 0 | 0 | 0 | 0 | 0 |
| | ③ 求人数 | H30. 9 | 0 | 0 | 0 | 0 | 0 | 0 | 0 | 0 |
| | | 前年同月 | 0 | 0 | 0 | 0 | 0 | 0 | 0 | 0 |
| | | 比 | − | − | − | − | − | − | − | − |
| | ④ 求人倍率 ③/① | H30. 9 | − | 0.00 | 0.00 | − | − | − | − | 0.00 |
| | | 前年同月 | − | 0.00 | − | − | − | − | − | 0.00 |
| | | 差 | − | 0.00 | − | − | − | − | − | 0.00 |
| 高校卒業 | ① 求職者数 | H30. 9 | 954 | 420 | 252 | 500 | 164 | 153 | 168 | 2,611 |
| | | 前年同月 | 948 | 412 | 227 | 521 | 153 | 151 | 149 | 2,561 |
| | | 差 | 6 | 8 | 25 | −21 | 11 | 2 | 19 | 50 |
| | うち県内 | H30. 9 | 529 | 248 | 165 | 263 | 94 | 125 | 99 | 1,523 |
| | | 前年同月 | 520 | 215 | 156 | 282 | 82 | 121 | 81 | 1,457 |
| | | 差 | 9 | 33 | 9 | −19 | 12 | 4 | 18 | 66 |
| | | 割合 | 55.5% | 59.0% | 65.5% | 52.6% | 57.3% | 81.7% | 58.9% | 58.3% |
| | ② 就職内定者数 | H30. 9 | 531 | 295 | 154 | 255 | 94 | 74 | 109 | 1,512 |
| | | 前年同月 | 511 | 259 | 152 | 268 | 73 | 83 | 88 | 1,434 |
| | | 差 | 20 | 36 | 2 | −13 | 21 | −9 | 21 | 78 |
| | うち県内 | H30. 9 | 265 | 163 | 92 | 121 | 47 | 59 | 52 | 799 |
| | | 前年同月 | 230 | 120 | 96 | 144 | 34 | 63 | 48 | 735 |
| | | 差 | 35 | 43 | −4 | −23 | 13 | −4 | 4 | 64 |
| | | 割合 | 49.9% | 55.3% | 59.7% | 47.5% | 50.0% | 79.7% | 47.7% | 52.8% |
| | ③ 有効求職者数 ①−② | H30. 9 | 423 | 125 | 98 | 245 | 70 | 79 | 59 | 1,099 |
| | | 前年同月 | 437 | 153 | 75 | 253 | 80 | 68 | 61 | 1,127 |
| | | 差 | −14 | −28 | 23 | −8 | −10 | 11 | −2 | −28 |
| | うち県内 | H30. 9 | 264 | 85 | 73 | 142 | 47 | 66 | 47 | 724 |
| | | 前年同月 | 290 | 95 | 60 | 138 | 48 | 58 | 33 | 722 |
| | | 差 | −26 | −10 | 13 | 4 | −1 | 8 | 14 | 2 |
| | ④ 求人数 | H30. 9 | 1,447 | 508 | 308 | 1,046 | 193 | 359 | 300 | 4,161 |
| | | 前年同月 | 1,364 | 490 | 247 | 947 | 211 | 341 | 266 | 3,866 |
| | | 比 | 6.1% | 3.7% | 24.7% | 10.5% | −8.5% | 5.3% | 12.8% | 7.6% |
| | ⑤ 求人倍率 ④/① | H30. 9 | 1.52 | 1.21 | 1.22 | 2.09 | 1.18 | 2.35 | 1.79 | 1.59 |
| | | 前年同月 | 1.44 | 1.19 | 1.09 | 1.82 | 1.38 | 2.26 | 1.79 | 1.51 |
| | | 差 | 0.08 | 0.02 | 0.13 | 0.27 | −0.20 | 0.09 | 0.00 | 0.08 |
| | 県内求職者に対する求人倍率 | H30. 9 | 2.74 | 2.05 | 1.87 | 3.98 | 2.05 | 2.87 | 3.03 | 2.73 |
| | | 前年同月 | 2.62 | 2.28 | 1.58 | 3.36 | 2.57 | 2.82 | 3.28 | 2.65 |
| | | 差 | 0.12 | −0.23 | 0.29 | 0.62 | −0.52 | 0.05 | −0.25 | 0.08 |
| | ⑥就職内定率 ②/① | H30. 9 | 55.7% | 70.2% | 61.1% | 51.0% | 57.3% | 48.4% | 64.9% | 57.9% |
| | | 前年同月 | 53.9% | 62.9% | 67.0% | 51.4% | 47.7% | 55.0% | 59.1% | 56.0% |
| | | 差 | 1.8 | 7.3 | −5.9 | −0.4 | 9.6 | −6.6 | 5.8 | 1.9 |
| | うち県内 | H30. 9 | 50.1% | 65.7% | 55.8% | 46.0% | 50.0% | 47.2% | 52.5% | 52.5% |
| | | 前年同月 | 44.2% | 55.8% | 61.5% | 51.1% | 41.5% | 52.1% | 59.3% | 50.4% |
| | | 差 | 5.9 | 9.9 | −5.7 | −5.1 | 8.5 | −4.9 | −6.8 | 2.1 |
| | | | 宮崎 | 延岡 | 日向 | 都城 | 日南 | 高鍋 | 小林 | 計 |

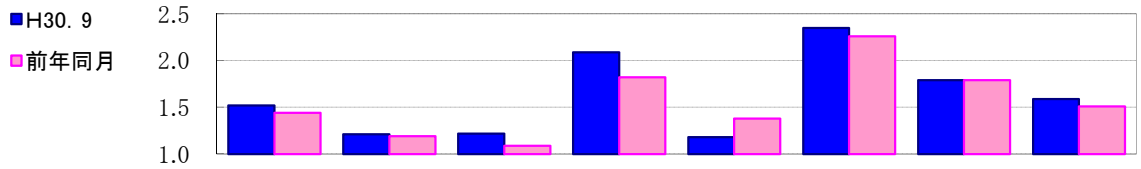


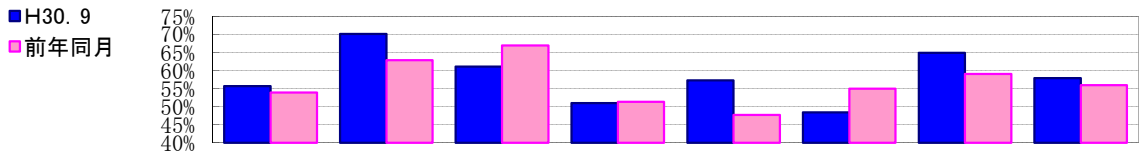


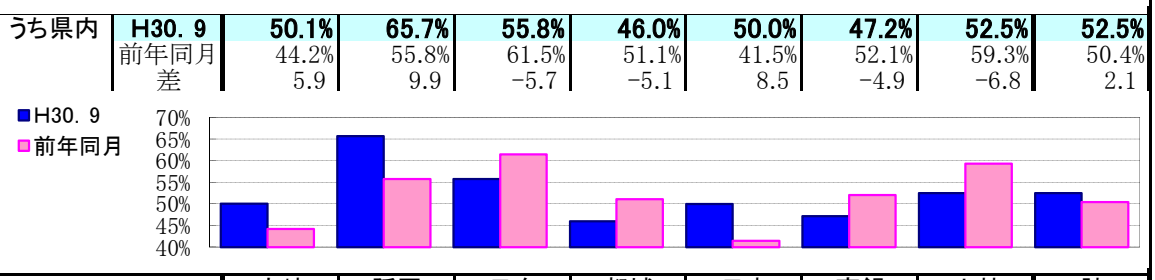


＊端数処理の関係で最下位の数値があわない場合がある。

# 新規学校卒業者の求職・求人等の状況（安定所別）

## 〈平 成 31 年 3 月 卒 業 予 定 者〉

宮崎労働局（平成30年 9月末現在）

| 項目<br>安定所名 | ①求人数 | | ②求職者数 | | ③求人倍率 | |
|---|---|---|---|---|---|---|
| 合　計 | 4,161 | （7.6%） | 2,611 | （2.0%） | 1.59 | （0.1） |
| 宮　崎 | 1,447 | （6.1%） | 954 | （0.6%） | 1.52 | （0.1） |
| 延　岡 | 508 | （3.7%） | 420 | （1.9%） | 1.21 | （0.0） |
| 日　向 | 308 | （24.7%） | 252 | （11.0%） | 1.22 | （0.1） |
| 都　城 | 1,046 | （10.5%） | 500 | （▲4.0%） | 2.09 | （0.3） |
| 日　南 | 193 | （▲8.5%） | 164 | （7.2%） | 1.18 | （▲0.2） |
| 高　鍋 | 359 | （5.3%） | 153 | （1.3%） | 2.35 | （0.1） |
| 小　林 | 300 | （12.8%） | 168 | （12.8%） | 1.79 | （0.0） |

注） 1. ②欄「求職者数」は、就職希望者のうち自営、縁故就職・公務員への応募者等を除く、学校又は公共職業安定所の紹介を希望するものである。

2. （　）内は、前年同月比である。

# 平成31年３月高等学校卒業予定者に係る産業別求人状況
# 【平成30年 9月末現在】

宮崎労働局

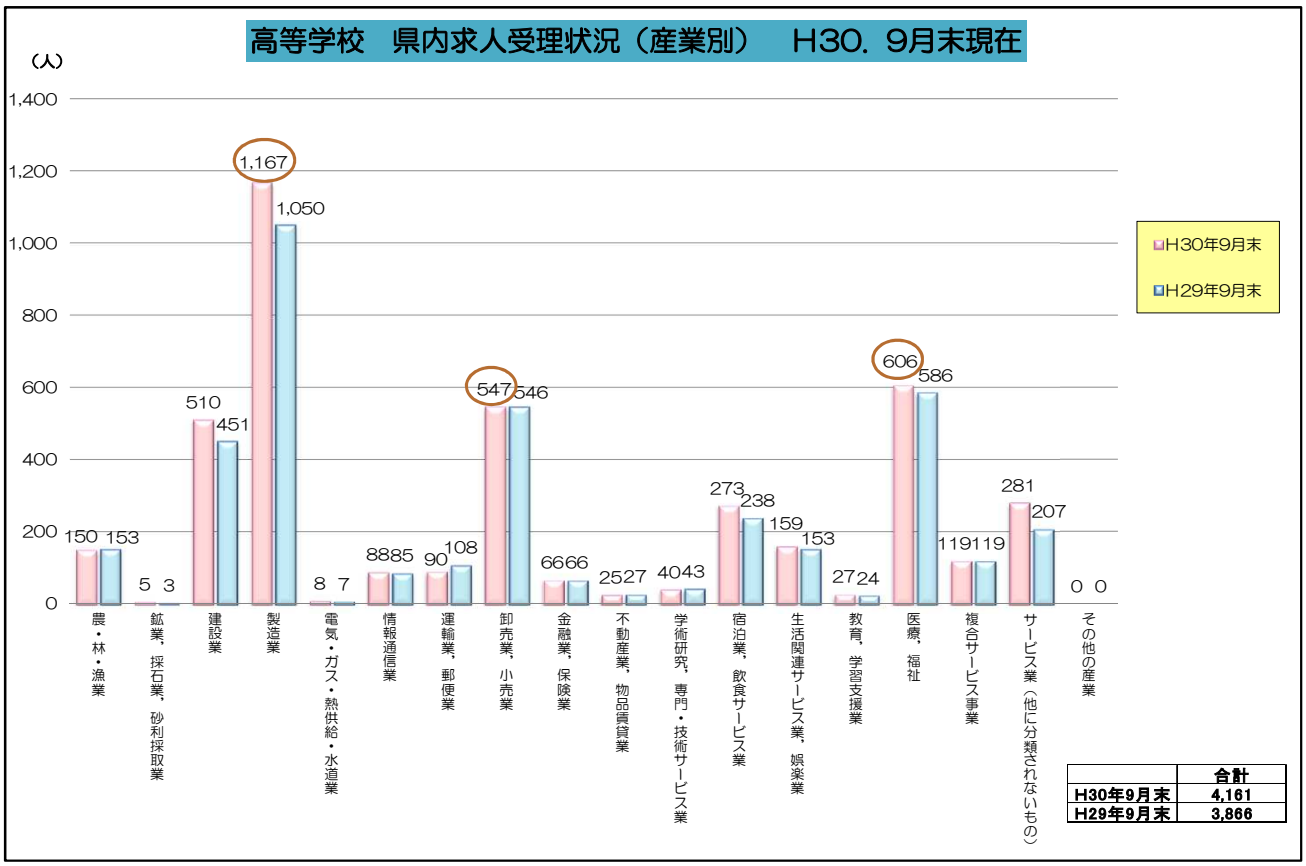


| 産業分類 | H30年9月末 | H29年9月末 | 対前年<br>増減率 |
|---|---|---|---|
| 農・林・漁業 | 150 | 153 | ▲2.0% |
| 鉱業，採石業，砂利採取業 | 5 | 3 | 66.7% |
| 建設業 | 510 | 451 | 13.1% |
| 製造業 | 1167 | 1050 | 11.1% |
| 電気・ガス・熱供給・水道業 | 8 | 7 | 14.3% |
| 情報通信業 | 88 | 85 | 3.5% |
| 運輸業，郵便業 | 90 | 108 | ▲16.7% |
| 卸売業，小売業 | 547 | 546 | 0.2% |
| 金融業，保険業 | 66 | 66 | 0.0% |
| 不動産業，物品賃貸業 | 25 | 27 | ▲7.4% |
| 学術研究，専門・技術サービス業 | 40 | 43 | ▲7.0% |
| 宿泊業，飲食サービス業 | 273 | 238 | 14.7% |
| 生活関連サービス業，娯楽業 | 159 | 153 | 3.9% |
| 教育，学習支援業 | 27 | 24 | 12.5% |
| 医療，福祉 | 606 | 586 | 3.4% |
| 複合サービス事業 | 119 | 119 | 0.0% |
| サービス業（他に分類されないもの） | 281 | 207 | 35.7% |
| その他の産業 | 0 | 0 | － |
| **合計** | **4,161** | **3,866** | **7.6%** |

# 新規高等学校卒業者の求人・求職・就職状況

| | | 7月末 | 8月末 | 9月末 | 10月末 | 11月末 | 12月末 | 1月末 | 2月末 | 3月末 | 4月末 | 5月末 | 6月末 |
|---|---|---|---|---|---|---|---|---|---|---|---|---|---|
| ①求人数 | S62. 3卒 | 1,423 | 1,976 | 2,610 | 2,926 | 2,943 | 3,059 | 3,207 | 3,329 | 3,502 | 3,431 | ― | ― |
| | S63. 3卒 | 1,641 | 2,258 | 2,740 | 3,219 | 3,266 | 3,484 | 3,862 | 4,024 | 4,271 | 4,131 | ― | ― |
| | H 元. 3卒 | 2,230 | 3,432 | 4,135 | 4,532 | 4,741 | 4,887 | 5,136 | 5,236 | 5,311 | 5,312 | ― | ― |
| | H 2. 3卒 | 3,734 | 4,873 | 5,296 | 5,720 | 5,863 | 6,040 | 6,176 | 6,326 | 6,390 | 6,409 | ― | ― |
| | H 3. 3卒 | 5,537 | 6,544 | 7,187 | 7,485 | 7,578 | 7,740 | 7,878 | 8,018 | 8,077 | 8,083 | ― | ― |
| | H 4. 3卒 | 7,078 | 7,831 | 8,157 | 8,389 | 8,542 | 8,632 | 8,739 | 8,827 | 8,903 | 8,903 | ― | ― |
| | H 5. 3卒 | 5,706 | 6,176 | 6,640 | 7,015 | 7,178 | 7,315 | 7,403 | 7,479 | 7,532 | 7,533 | ― | ― |
| | H 6. 3卒 | 3,982 | 4,533 | 4,813 | 5,010 | 5,178 | 5,368 | 5,576 | 5,703 | 5,752 | 5,779 | ― | ― |
| | H 7. 3卒 | 2,876 | 3,388 | 3,784 | 4,066 | 4,227 | 4,477 | 4,696 | 4,961 | 5,016 | 5,019 | ― | ― |
| | H 8. 3卒 | 2,524 | 2,988 | 3,294 | 3,587 | 3,763 | 3,923 | 4,122 | 4,270 | 4,319 | 4,321 | ― | ― |
| | H 9. 3卒 | 2,074 | 2,531 | 2,859 | 3,122 | 3,348 | 3,521 | 3,694 | 3,873 | 3,900 | 3,903 | ― | ― |
| | H10. 3卒 | 1,930 | 2,239 | 2,565 | 2,808 | 2,910 | 3,035 | 3,176 | 3,272 | 3,300 | 3,304 | ― | ― |
| | H11. 3卒 | 1,095 | 1,272 | 1,426 | 1,600 | 1,708 | 1,821 | 1,944 | 2,085 | 2,109 | 2,111 | ― | ― |
| | H12. 3卒 | 723 | 980 | 1,181 | 1,415 | 1,556 | 1,751 | 2,070 | 2,242 | 2,331 | 2,332 | 2,335 | 2,335 |
| | H13. 3卒 | 863 | 1,064 | 1,265 | 1,459 | 1,739 | 1,964 | 2,106 | 2,242 | 2,265 | 2,269 | 2,269 | 2,269 |
| | H14. 3卒 | 660 | 843 | 959 | 1,082 | 1,377 | 1,501 | 1,724 | 1,879 | 1,924 | 1,931 | 1,932 | 1,933 |
| | H15. 3卒 | 526 | 725 | 890 | 1,086 | 1,337 | 1,430 | 1,660 | 1,815 | 1,892 | 1,893 | 1,893 | 1,893 |
| | H16. 3卒 | 556 | 807 | 1,012 | 1,279 | 1,483 | 1,623 | 1,844 | 2,038 | 2,114 | 2,119 | 2,119 | 2,119 |
| | H17. 3卒 | 755 | 1,081 | 1,345 | 1,688 | 1,899 | 1,974 | 2,161 | 2,257 | 2,301 | 2,313 | 2,316 | 2,316 |
| | H18. 3卒 | 819 | 1,150 | 1,383 | 1,686 | 1,882 | 1,978 | 2,182 | 2,263 | 2,293 | 2,294 | 2,294 | 2,294 |
| | H19. 3卒 | 1,283 | 1,560 | 1,806 | 2,169 | 2,278 | 2,379 | 2,523 | 2,620 | 2,650 | 2,650 | 2,651 | 2,651 |
| | H20. 3卒 | 1,254 | 1,534 | 1,710 | 2,028 | 2,255 | 2,331 | 2,410 | 2,441 | 2,488 | 2,488 | 2,489 | 2,492 |
| | H21. 3卒 | 1,449 | 1,649 | 1,770 | 1,962 | 2,010 | 2,073 | 2,131 | 2,154 | 2,156 | 2,156 | 2,156 | 2,156 |
| | H22. 3卒 | 750 | 1,007 | 1,085 | 1,268 | 1,383 | 1,492 | 1,627 | 1,708 | 1,728 | 1,731 | 1,741 | 1,741 |
| | H23. 3卒 | 765 | 1,034 | 1,189 | 1,395 | 1,503 | 1,609 | 1,736 | 1,784 | 1,819 | 1,825 | 1,825 | 1,825 |
| | H24. 3卒 | 930 | 1,187 | 1,396 | 1,673 | 1,801 | 1,905 | 2,029 | 2,081 | 2,126 | 2,129 | 2,129 | 2,129 |
| | H25. 3卒 | 1,078 | 1,436 | 1,692 | 2,031 | 2,149 | 2,284 | 2,390 | 2,461 | 2,485 | 2,485 | 2,486 | 2,486 |
| | H26. 3卒 | 1,403 | 1,765 | 1,997 | 2,289 | 2,434 | 2,553 | 2,625 | 2,667 | 2,677 | 2,682 | 2,682 | 2,686 |
| | H27. 3卒 | 1,897 | 2,163 | 2,586 | 2,870 | 2,939 | 3,016 | 3,079 | 3,099 | 3,102 | 3,102 | 3,102 | 3,102 |
| | H28. 3卒 | 2,408 | 2,709 | 2,960 | 3,181 | 3,235 | 3,293 | 3,340 | 3,360 | 3,371 | 3,375 | 3,375 | 3,372 |
| | H29. 3卒 | 2,913 | 3,215 | 3,400 | 3,573 | 3,646 | 3,699 | 3,725 | 3,746 | 3,750 | 3,753 | 3,754 | 3,754 |
| | H30. 3卒 | 3,448 | 3,696 | 3,866 | 4,022 | 4,073 | 4,099 | 4,126 | 4,138 | 4,141 | 4,141 | 4,142 | 4,148 |
| | **H31. 3卒** | **3,901** | **4,094** | **4,161** | | | | | | | | | |
| | **対前年増減率** | ***13.1%*** | ***10.8%*** | ***7.6%*** | | | | | | | | | |
| 求職者数 ②全体（県外＋県内） | H 6. 3卒 | 5,555 | 5,493 | 5,633 | 5,965 | 6,092 | 6,066 | 6,021 | 6,047 | 5,952 | 5,734 | ― | ― |
| | H 7. 3卒 | 5,758 | 5,623 | 5,699 | 5,667 | 5,710 | 5,715 | 5,704 | 5,571 | 5,464 | 5,215 | ― | ― |
| | H 8. 3卒 | 5,642 | 5,523 | 5,460 | 5,458 | 5,480 | 5,480 | 5,391 | 5,258 | 5,123 | 4,907 | ― | ― |
| | H 9. 3卒 | 5,394 | 5,149 | 5,121 | 5,024 | 5,035 | 5,010 | 4,990 | 4,826 | 4,658 | 4,570 | ― | ― |
| | H10. 3卒 | 5,317 | 5,231 | 5,028 | 4,972 | 5,014 | 5,000 | 4,935 | 4,827 | 4,606 | 4,482 | ― | ― |
| | H11. 3卒 | 4,754 | 4,562 | 4,427 | 4,383 | 4,388 | 4,349 | 4,287 | 4,112 | 3,929 | 3,728 | ― | ― |
| | H12. 3卒 | 4,422 | 4,284 | 4,223 | 4,181 | 4,170 | 4,221 | 3,988 | 3,852 | 3,697 | 3,613 | 3,569 | 3,548 |
| | H13. 3卒 | 4,600 | 4,439 | 4,279 | 4,196 | 4,243 | 4,232 | 4,086 | 3,966 | 3,854 | 3,744 | 3,741 | 3,715 |
| | H14. 3卒 | 4,379 | 4,143 | 4,150 | 4,115 | 4,133 | 4,025 | 3,830 | 3,679 | 3,517 | 3,371 | 3,388 | 3,338 |
| | H15. 3卒 | 4,123 | 3,836 | 3,582 | 3,542 | 3,610 | 3,644 | 3,495 | 3,412 | 3,271 | 3,242 | 3,269 | 3,202 |
| | H16. 3卒 | 3,977 | 3,863 | 3,710 | 3,646 | 3,762 | 3,709 | 3,591 | 3,517 | 3,447 | 3,397 | 3,369 | 3,358 |
| | H17. 3卒 | 3,793 | 3,726 | 3,673 | 3,607 | 3,645 | 3,648 | 3,532 | 3,468 | 3,358 | 3,309 | 3,309 | 3,300 |
| | H18. 3卒 | 3,581 | 3,547 | 3,382 | 3,383 | 3,386 | 3,371 | 3,329 | 3,256 | 3,194 | 3,179 | 3,161 | 3,155 |
| | H19. 3卒 | 3,563 | 3,520 | 3,545 | 3,554 | 3,511 | 3,473 | 3,401 | 3,347 | 3,308 | 3,306 | 3,273 | 3,259 |
| | H20. 3卒 | 3,464 | 3,356 | 3,391 | 3,268 | 3,318 | 3,314 | 3,261 | 3,238 | 3,211 | 3,197 | 3,196 | 3,193 |
| | H21. 3卒 | 3,207 | 3,122 | 3,203 | 3,177 | 3,193 | 3,168 | 3,112 | 3,058 | 3,002 | 3,001 | 2,985 | 2,948 |
| | H22. 3卒 | 3,160 | 3,063 | 3,021 | 2,916 | 2,927 | 2,888 | 2,838 | 2,768 | 2,748 | 2,762 | 2,743 | 2,724 |
| | H23. 3卒 | 3,094 | 2,945 | 2,872 | 2,774 | 2,825 | 2,817 | 2,770 | 2,738 | 2,767 | 2,772 | 2,777 | 2,763 |
| | H24. 3卒 | 2,977 | 2,892 | 2,769 | 2,801 | 2,850 | 2,829 | 2,802 | 2,753 | 2,735 | 2,745 | 2,745 | 2,745 |
| | H25. 3卒 | 3,281 | 3,112 | 3,037 | 2,926 | 2,935 | 2,897 | 2,864 | 2,838 | 2,815 | 2,809 | 2,870 | 2,870 |
| | H26. 3卒 | 2,912 | 2,852 | 2,849 | 2,730 | 2,772 | 2,753 | 2,739 | 2,730 | 2,730 | 2,729 | 2,725 | 2,721 |
| | H27. 3卒 | 2,974 | 2,902 | 2,910 | 2,914 | 2,909 | 2,891 | 2,845 | 2,825 | 2,800 | 2,795 | 2,793 | 2,793 |
| | H28. 3卒 | 2,936 | 2,821 | 2,756 | 2,778 | 2,790 | 2,736 | 2,718 | 2,721 | 2,701 | 2,695 | 2,694 | 2,693 |
| | H29. 3卒 | 2,748 | 2,757 | 2,745 | 2,741 | 2,740 | 2,715 | 2,713 | 2,709 | 2,712 | 2,708 | 2,707 | 2,706 |
| | H30. 3卒 | 2,508 | 2,557 | 2,561 | 2,537 | 2,540 | 2,543 | 2,520 | 2,505 | 2,504 | 2,498 | 2,497 | 2,496 |
| | **H31. 3卒** | **2,666** | **2,643** | **2,611** | | | | | | | | | |

# 新規高等学校卒業者の求人・求職・就職状況

| | | | 7月末 | 8月末 | 9月末 | 10月末 | 11月末 | 12月末 | 1月末 | 2月末 | 3月末 | 4月末 | 5月末 | 6月末 |
|---|---|---|---|---|---|---|---|---|---|---|---|---|---|---|
| 求職者数 | ③うち県内 | H 6. 3卒 | 3,216 | 3,236 | 3,248 | 3,486 | 3,608 | 3,597 | 3,559 | 3,572 | 3,474 | 3,308 | ― | ― |
| | | H 7. 3卒 | 3,252 | 3,176 | 3,197 | 3,331 | 3,400 | 3,455 | 3,459 | 3,346 | 3,274 | 3,074 | ― | ― |
| | | H 8. 3卒 | 3,441 | 3,451 | 3,377 | 3,398 | 3,457 | 3,469 | 3,392 | 3,289 | 3,185 | 3,017 | ― | ― |
| | | H 9. 3卒 | 3,144 | 3,094 | 3,032 | 3,023 | 3,056 | 3,031 | 3,024 | 2,921 | 2,747 | 2,668 | ― | ― |
| | | H10. 3卒 | 2,897 | 2,924 | 2,696 | 2,739 | 2,799 | 2,777 | 2,731 | 2,673 | 2,489 | 2,373 | ― | ― |
| | | H11. 3卒 | 2,472 | 2,269 | 2,184 | 2,248 | 2,357 | 2,364 | 2,337 | 2,214 | 2,074 | 1,912 | ― | ― |
| | | H12. 3卒 | 2,236 | 2,284 | 2,253 | 2,384 | 2,497 | 2,521 | 2,433 | 2,352 | 2,203 | 2,161 | 2,119 | 2,103 |
| | | H13. 3卒 | 2,561 | 2,453 | 2,400 | 2,449 | 2,584 | 2,606 | 2,537 | 2,455 | 2,354 | 2,286 | 2,287 | 2,263 |
| | | H14. 3卒 | 2,501 | 2,293 | 2,316 | 2,369 | 2,513 | 2,453 | 2,352 | 2,240 | 2,147 | 2,042 | 2,059 | 2,009 |
| | | H15. 3卒 | 2,347 | 2,231 | 2,131 | 2,146 | 2,210 | 2,303 | 2,184 | 2,149 | 2,052 | 2,030 | 2,075 | 2,013 |
| | | H16. 3卒 | 2,406 | 2,310 | 2,274 | 2,317 | 2,457 | 2,421 | 2,351 | 2,274 | 2,221 | 2,189 | 2,167 | 2,157 |
| | | H17. 3卒 | 2,343 | 2,291 | 2,333 | 2,330 | 2,399 | 2,392 | 2,281 | 2,230 | 2,148 | 2,104 | 2,105 | 2,097 |
| | | H18. 3卒 | 2,122 | 2,097 | 1,950 | 1,997 | 2,042 | 2,024 | 1,990 | 1,948 | 1,875 | 1,856 | 1,836 | 1,832 |
| | | H19. 3卒 | 2,085 | 1,996 | 2,052 | 2,139 | 2,117 | 2,077 | 2,029 | 1,979 | 1,947 | 1,951 | 1,932 | 1,919 |
| | | H20. 3卒 | 1,989 | 1,948 | 1,957 | 1,919 | 1,960 | 1,948 | 1,894 | 1,885 | 1,858 | 1,845 | 1,840 | 1,838 |
| | | H21. 3卒 | 1,801 | 1,754 | 1,739 | 1,716 | 1,753 | 1,741 | 1,699 | 1,657 | 1,610 | 1,616 | 1,603 | 1,593 |
| | | H22. 3卒 | 1,724 | 1,674 | 1,634 | 1,662 | 1,745 | 1,735 | 1,709 | 1,671 | 1,649 | 1,669 | 1,654 | 1,642 |
| | | H23. 3卒 | 1,714 | 1,585 | 1,493 | 1,539 | 1,621 | 1,668 | 1,646 | 1,640 | 1,652 | 1,658 | 1,662 | 1,649 |
| | | H24. 3卒 | 1,619 | 1,558 | 1,467 | 1,577 | 1,667 | 1,664 | 1,655 | 1,629 | 1,611 | 1,620 | 1,622 | 1,622 |
| | | H25. 3卒 | 1,950 | 1,848 | 1,706 | 1,712 | 1,761 | 1,731 | 1,716 | 1,699 | 1,673 | 1,669 | 1,721 | 1,721 |
| | | H26. 3卒 | 1,597 | 1,583 | 1,586 | 1,542 | 1,632 | 1,633 | 1,626 | 1,616 | 1,607 | 1,605 | 1,601 | 1,598 |
| | | H27. 3卒 | 1,563 | 1,460 | 1,549 | 1,589 | 1,612 | 1,610 | 1,570 | 1,552 | 1,521 | 1,518 | 1,518 | 1,518 |
| | | H28. 3卒 | 1,606 | 1,568 | 1,519 | 1,540 | 1,574 | 1,535 | 1,522 | 1,525 | 1,519 | 1,514 | 1,513 | 1,512 |
| | | H29. 3卒 | 1,539 | 1,575 | 1,523 | 1,546 | 1,545 | 1,546 | 1,550 | 1,544 | 1,547 | 1,542 | 1,541 | 1,540 |
| | | H30. 3卒 | 1,429 | 1,450 | 1,457 | 1,474 | 1,481 | 1,485 | 1,471 | 1,462 | 1,459 | 1,457 | 1,457 | 1,457 |
| | | **H31. 3卒** | **1,553** | **1,557** | **1,523** | | | | | | | | | |
| | 就職希望者に占める県内希望者の割合 | H 6. 3卒 | 57.9% | 58.9% | 57.7% | 58.4% | 59.2% | 59.3% | 59.1% | 59.1% | 58.4% | 57.7% | ― | ― |
| | | H 7. 3卒 | 56.5% | 56.5% | 56.1% | 58.8% | 59.5% | 60.5% | 60.6% | 60.1% | 59.9% | 58.9% | ― | ― |
| | | H 8. 3卒 | 61.0% | 62.5% | 61.8% | 62.3% | 63.1% | 63.3% | 62.9% | 62.6% | 62.2% | 61.5% | ― | ― |
| | | H 9. 3卒 | 58.3% | 60.1% | 59.2% | 60.2% | 60.7% | 60.5% | 60.6% | 60.5% | 59.0% | 58.4% | ― | ― |
| | | H10. 3卒 | 54.5% | 55.9% | 53.6% | 55.1% | 55.8% | 55.5% | 55.3% | 55.4% | 54.0% | 52.9% | ― | ― |
| | | H11. 3卒 | 52.0% | 49.7% | 49.3% | 51.3% | 53.7% | 54.4% | 54.5% | 53.8% | 52.8% | 51.3% | ― | ― |
| | | H12. 3卒 | 50.6% | 53.3% | 53.4% | 57.0% | 59.9% | 59.7% | 61.0% | 61.1% | 59.6% | 59.8% | 59.4% | 59.3% |
| | | H13. 3卒 | 55.7% | 55.3% | 56.1% | 58.4% | 60.9% | 61.6% | 62.1% | 61.9% | 61.1% | 61.1% | 61.1% | 60.9% |
| | | H14. 3卒 | 57.1% | 55.3% | 55.8% | 57.6% | 60.8% | 60.9% | 61.4% | 60.9% | 61.0% | 60.6% | 60.8% | 60.2% |
| | | H15. 3卒 | 56.9% | 58.2% | 59.5% | 60.6% | 61.2% | 63.2% | 62.5% | 63.0% | 62.7% | 62.6% | 63.5% | 62.9% |
| | | H16. 3卒 | 60.5% | 59.8% | 61.3% | 63.5% | 65.3% | 65.3% | 65.5% | 64.7% | 64.4% | 64.4% | 64.3% | 64.2% |
| | | H17. 3卒 | 61.8% | 61.5% | 63.5% | 64.6% | 65.8% | 65.6% | 64.6% | 64.3% | 64.0% | 63.6% | 63.6% | 63.5% |
| | | H18. 3卒 | 59.3% | 59.1% | 57.7% | 59.0% | 60.3% | 60.0% | 59.8% | 59.8% | 58.7% | 58.4% | 58.1% | 58.1% |
| | | H19. 3卒 | 58.5% | 56.7% | 57.9% | 60.2% | 60.3% | 59.8% | 59.7% | 59.1% | 58.9% | 59.0% | 59.0% | 58.9% |
| | | H20. 3卒 | 57.4% | 58.0% | 57.7% | 58.7% | 59.1% | 58.8% | 58.1% | 58.2% | 57.9% | 57.7% | 57.6% | 57.6% |
| | | H21. 3卒 | 56.2% | 56.2% | 54.3% | 54.0% | 54.9% | 55.0% | 54.6% | 54.2% | 53.6% | 53.8% | 53.7% | 54.0% |
| | | H22. 3卒 | 54.6% | 54.7% | 54.1% | 57.0% | 59.6% | 60.1% | 60.2% | 60.4% | 60.0% | 60.4% | 60.3% | 60.3% |
| | | H23. 3卒 | 55.4% | 53.8% | 52.0% | 55.5% | 57.4% | 59.2% | 59.4% | 59.9% | 59.7% | 59.8% | 59.8% | 59.7% |
| | | H24. 3卒 | 54.4% | 53.9% | 53.0% | 56.3% | 58.5% | 58.8% | 59.1% | 59.2% | 58.9% | 59.0% | 59.1% | 59.1% |
| | | H25. 3卒 | 59.4% | 59.4% | 56.2% | 58.5% | 60.0% | 59.8% | 59.9% | 59.9% | 59.4% | 59.4% | 60.0% | 60.0% |
| | | H26. 3卒 | 54.8% | 55.5% | 55.7% | 56.5% | 58.9% | 59.3% | 59.4% | 59.2% | 58.9% | 58.8% | 58.8% | 58.7% |
| | | H27. 3卒 | 52.6% | 50.3% | 53.2% | 54.5% | 55.4% | 55.7% | 55.2% | 54.9% | 54.3% | 54.3% | 54.4% | 54.4% |
| | | H28. 3卒 | 54.7% | 55.6% | 55.1% | 55.4% | 56.4% | 56.1% | 56.0% | 56.0% | 56.2% | 56.2% | 56.2% | 56.1% |
| | | H29. 3卒 | 56.0% | 57.1% | 55.5% | 56.4% | 56.4% | 56.9% | 57.1% | 57.0% | 57.0% | 56.9% | 56.9% | 56.9% |
| | | H30. 3卒 | 57.0% | 56.7% | 56.9% | 58.1% | 58.3% | 58.4% | 58.4% | 58.4% | 58.3% | 58.3% | 58.4% | 58.4% |
| | | **H31. 3卒** | **58.3%** | **58.9%** | **58.3%** | | | | | | | | | |

# 新規高等学校卒業者の求人・求職・就職状況

| | | | 7月末 | 8月末 | 9月末 | 10月末 | 11月末 | 12月末 | 1月末 | 2月末 | 3月末 | 4月末 | 5月末 | 6月末 |
|---|---|---|---|---|---|---|---|---|---|---|---|---|---|---|
| 求人倍率 | 求職者全体に対する求人倍率 ①／② | H 6. 3卒 | 0.72 | 0.83 | 0.85 | 0.84 | 0.85 | 0.88 | 0.93 | 0.94 | 0.97 | 1.01 | － | － |
| | | H 7. 3卒 | 0.50 | 0.60 | 0.66 | 0.72 | 0.74 | 0.78 | 0.82 | 0.89 | 0.92 | 0.96 | － | － |
| | | H 8. 3卒 | 0.45 | 0.54 | 0.60 | 0.66 | 0.69 | 0.72 | 0.76 | 0.81 | 0.84 | 0.88 | － | － |
| | | H 9. 3卒 | 0.38 | 0.49 | 0.56 | 0.62 | 0.66 | 0.70 | 0.74 | 0.80 | 0.84 | 0.85 | － | － |
| | | H10. 3卒 | 0.36 | 0.43 | 0.51 | 0.56 | 0.58 | 0.61 | 0.64 | 0.68 | 0.72 | 0.74 | － | － |
| | | H11. 3卒 | 0.23 | 0.28 | 0.32 | 0.37 | 0.39 | 0.42 | 0.45 | 0.51 | 0.54 | 0.57 | － | － |
| | | H12. 3卒 | 0.16 | 0.23 | 0.28 | 0.34 | 0.37 | 0.41 | 0.52 | 0.58 | 0.63 | 0.65 | 0.65 | 0.66 |
| | | H13. 3卒 | 0.19 | 0.24 | 0.30 | 0.35 | 0.41 | 0.46 | 0.52 | 0.57 | 0.59 | 0.61 | 0.61 | 0.61 |
| | | H14. 3卒 | 0.15 | 0.20 | 0.23 | 0.26 | 0.33 | 0.37 | 0.45 | 0.51 | 0.55 | 0.57 | 0.57 | 0.58 |
| | | H15. 3卒 | 0.13 | 0.19 | 0.25 | 0.31 | 0.37 | 0.39 | 0.47 | 0.53 | 0.58 | 0.58 | 0.58 | 0.59 |
| | | H16. 3卒 | 0.14 | 0.21 | 0.27 | 0.35 | 0.39 | 0.44 | 0.51 | 0.58 | 0.61 | 0.62 | 0.63 | 0.63 |
| | | H17. 3卒 | 0.20 | 0.29 | 0.37 | 0.47 | 0.52 | 0.54 | 0.61 | 0.65 | 0.69 | 0.70 | 0.70 | 0.70 |
| | | H18. 3卒 | 0.23 | 0.32 | 0.41 | 0.50 | 0.56 | 0.59 | 0.66 | 0.70 | 0.72 | 0.72 | 0.73 | 0.73 |
| | | H19. 3卒 | 0.36 | 0.44 | 0.51 | 0.61 | 0.65 | 0.68 | 0.74 | 0.78 | 0.80 | 0.80 | 0.81 | 0.81 |
| | | H20. 3卒 | 0.36 | 0.46 | 0.50 | 0.62 | 0.68 | 0.70 | 0.74 | 0.75 | 0.77 | 0.78 | 0.78 | 0.78 |
| | | H21. 3卒 | 0.45 | 0.53 | 0.55 | 0.62 | 0.63 | 0.65 | 0.68 | 0.70 | 0.72 | 0.72 | 0.72 | 0.73 |
| | | H22. 3卒 | 0.24 | 0.33 | 0.36 | 0.43 | 0.47 | 0.52 | 0.57 | 0.62 | 0.63 | 0.63 | 0.63 | 0.64 |
| | | H23. 3卒 | 0.25 | 0.35 | 0.41 | 0.50 | 0.53 | 0.57 | 0.63 | 0.65 | 0.66 | 0.66 | 0.66 | 0.66 |
| | | H24. 3卒 | 0.31 | 0.41 | 0.50 | 0.60 | 0.63 | 0.67 | 0.72 | 0.76 | 0.78 | 0.78 | 0.78 | 0.78 |
| | | H25. 3卒 | 0.33 | 0.46 | 0.56 | 0.69 | 0.73 | 0.79 | 0.83 | 0.87 | 0.88 | 0.88 | 0.87 | 0.87 |
| | | H26. 3卒 | 0.48 | 0.62 | 0.70 | 0.84 | 0.88 | 0.93 | 0.96 | 0.98 | 0.98 | 0.98 | 0.98 | 0.99 |
| | | H27. 3卒 | 0.64 | 0.75 | 0.89 | 0.98 | 1.01 | 1.04 | 1.08 | 1.10 | 1.11 | 1.11 | 1.11 | 1.11 |
| | | H28. 3卒 | 0.82 | 0.96 | 1.07 | 1.15 | 1.16 | 1.20 | 1.23 | 1.23 | 1.25 | 1.25 | 1.25 | 1.25 |
| | | H29. 3卒 | 1.06 | 1.17 | 1.24 | 1.30 | 1.33 | 1.36 | 1.37 | 1.38 | 1.38 | 1.39 | 1.39 | 1.39 |
| | | H30. 3卒 | 1.37 | 1.45 | 1.51 | 1.59 | 1.60 | 1.61 | 1.64 | 1.65 | 1.65 | 1.66 | 1.66 | 1.66 |
| | | **H31. 3卒** | **1.46** | **1.55** | **1.59** | | | | | | | | | |
| | 県内求職者に対する求人倍率 ①／③ | H 6. 3卒 | 1.24 | 1.40 | 1.48 | 1.44 | 1.44 | 1.49 | 1.57 | 1.60 | 1.66 | 1.75 | － | － |
| | | H 7. 3卒 | 0.88 | 1.07 | 1.18 | 1.22 | 1.24 | 1.30 | 1.36 | 1.48 | 1.53 | 1.63 | － | － |
| | | H 8. 3卒 | 0.73 | 0.87 | 0.98 | 1.06 | 1.09 | 1.13 | 1.22 | 1.30 | 1.36 | 1.43 | － | － |
| | | H 9. 3卒 | 0.66 | 0.82 | 0.94 | 1.03 | 1.10 | 1.16 | 1.22 | 1.33 | 1.42 | 1.46 | － | － |
| | | H10. 3卒 | 0.67 | 0.77 | 0.95 | 1.03 | 1.04 | 1.09 | 1.16 | 1.22 | 1.33 | 1.39 | － | － |
| | | H11. 3卒 | 0.44 | 0.56 | 0.65 | 0.71 | 0.72 | 0.77 | 0.83 | 0.94 | 1.02 | 1.10 | － | － |
| | | H12. 3卒 | 0.32 | 0.43 | 0.52 | 0.59 | 0.62 | 0.69 | 0.85 | 0.95 | 1.06 | 1.08 | 1.10 | 1.11 |
| | | H13. 3卒 | 0.34 | 0.43 | 0.53 | 0.60 | 0.67 | 0.75 | 0.83 | 0.91 | 0.96 | 0.99 | 0.99 | 1.00 |
| | | H14. 3卒 | 0.26 | 0.37 | 0.41 | 0.46 | 0.55 | 0.61 | 0.73 | 0.84 | 0.90 | 0.95 | 0.94 | 0.96 |
| | | H15. 3卒 | 0.22 | 0.32 | 0.42 | 0.51 | 0.60 | 0.62 | 0.76 | 0.84 | 0.92 | 0.93 | 0.91 | 0.94 |
| | | H16. 3卒 | 0.23 | 0.35 | 0.45 | 0.55 | 0.60 | 0.67 | 0.78 | 0.90 | 0.95 | 0.97 | 0.98 | 0.98 |
| | | H17. 3卒 | 0.32 | 0.47 | 0.58 | 0.72 | 0.79 | 0.83 | 0.95 | 1.01 | 1.07 | 1.10 | 1.10 | 1.10 |
| | | H18. 3卒 | 0.39 | 0.55 | 0.71 | 0.84 | 0.92 | 0.98 | 1.10 | 1.16 | 1.22 | 1.24 | 1.25 | 1.25 |
| | | H19. 3卒 | 0.62 | 0.78 | 0.88 | 1.01 | 1.08 | 1.15 | 1.24 | 1.32 | 1.36 | 1.36 | 1.37 | 1.38 |
| | | H20. 3卒 | 0.63 | 0.79 | 0.87 | 1.06 | 1.15 | 1.20 | 1.27 | 1.29 | 1.34 | 1.35 | 1.35 | 1.36 |
| | | H21. 3卒 | 0.80 | 0.94 | 1.02 | 1.14 | 1.15 | 1.19 | 1.25 | 1.30 | 1.34 | 1.33 | 1.34 | 1.35 |
| | | H22. 3卒 | 0.44 | 0.60 | 0.66 | 0.76 | 0.79 | 0.86 | 0.95 | 1.02 | 1.05 | 1.04 | 1.05 | 1.06 |
| | | H23. 3卒 | 0.45 | 0.65 | 0.80 | 0.91 | 0.93 | 0.96 | 1.05 | 1.09 | 1.10 | 1.10 | 1.10 | 1.11 |
| | | H24. 3卒 | 0.57 | 0.76 | 0.95 | 1.06 | 1.08 | 1.14 | 1.23 | 1.28 | 1.32 | 1.31 | 1.31 | 1.31 |
| | | H25. 3卒 | 0.55 | 0.78 | 0.99 | 1.19 | 1.22 | 1.32 | 1.39 | 1.45 | 1.49 | 1.49 | 1.44 | 1.44 |
| | | H26. 3卒 | 0.88 | 1.11 | 1.26 | 1.48 | 1.49 | 1.56 | 1.61 | 1.65 | 1.67 | 1.67 | 1.68 | 1.68 |
| | | H27. 3卒 | 1.21 | 1.48 | 1.67 | 1.81 | 1.82 | 1.87 | 1.96 | 2.00 | 2.04 | 2.04 | 2.04 | 2.04 |
| | | H28. 3卒 | 1.50 | 1.73 | 1.95 | 2.07 | 2.06 | 2.15 | 2.19 | 2.20 | 2.22 | 2.23 | 2.23 | 2.23 |
| | | H29. 3卒 | 1.89 | 2.04 | 2.23 | 2.31 | 2.36 | 2.39 | 2.40 | 2.43 | 2.42 | 2.43 | 2.44 | 2.44 |
| | | H30. 3卒 | 2.41 | 2.55 | 2.65 | 2.73 | 2.75 | 2.76 | 2.80 | 2.83 | 2.84 | 2.84 | 2.84 | 2.85 |
| | | **H31. 3卒** | **2.51** | **2.63** | **2.73** | | | | | | | | | |

# 新規高等学校卒業者の求人・求職・就職状況

| | | | 7月末 | 8月末 | 9月末 | 10月末 | 11月末 | 12月末 | 1月末 | 2月末 | 3月末 | 4月末 | 5月末 | 6月末 |
|---|---|---|---|---|---|---|---|---|---|---|---|---|---|---|
| 内定者数 | ④全体（県外＋県内） | H 6. 3卒 | ― | ― | 2,733 | 4,312 | 4,859 | 5,123 | 5,350 | 5,679 | 5,821 | 5,734 | ― | ― |
| | | H 7. 3卒 | ― | ― | 2,559 | 3,869 | 4,316 | 4,624 | 4,943 | 5,204 | 5,343 | 5,215 | ― | ― |
| | | H 8. 3卒 | ― | ― | 2,271 | 3,566 | 3,999 | 4,388 | 4,666 | 4,919 | 4,991 | 4,863 | ― | ― |
| | | H 9. 3卒 | ― | ― | 2,099 | 3,291 | 3,674 | 3,955 | 4,239 | 4,481 | 4,531 | 4,508 | ― | ― |
| | | H10. 3卒 | ― | ― | 2,163 | 3,070 | 3,618 | 3,850 | 4,079 | 4,312 | 4,384 | 4,379 | ― | ― |
| | | H11. 3卒 | ― | ― | 1,731 | 2,529 | 2,833 | 3,056 | 3,245 | 3,511 | 3,555 | 3,582 | ― | ― |
| | | H12. 3卒 | ― | ― | 1,294 | 2,043 | 2,358 | 2,697 | 2,916 | 3,359 | 3,480 | 3,488 | 3,515 | 3,525 |
| | | H13. 3卒 | ― | ― | 1,402 | 2,119 | 2,529 | 2,800 | 3,202 | 3,487 | 3,608 | 3,645 | 3,660 | 3,672 |
| | | H14. 3卒 | ― | ― | 1,108 | 1,851 | 2,148 | 2,478 | 2,725 | 3,033 | 3,152 | 3,209 | 3,229 | 3,270 |
| | | H15. 3卒 | ― | ― | 944 | 1,557 | 1,863 | 2,243 | 2,474 | 2,804 | 3,009 | 3,054 | 3,122 | 3,132 |
| | | H16. 3卒 | ― | ― | 970 | 1,630 | 1,989 | 2,432 | 2,661 | 3,074 | 3,219 | 3,257 | 3,309 | 3,329 |
| | | H17. 3卒 | ― | ― | 1,108 | 1,867 | 2,290 | 2,674 | 2,830 | 3,078 | 3,172 | 3,189 | 3,228 | 3,252 |
| | | H18. 3卒 | ― | ― | 1,249 | 1,954 | 2,249 | 2,618 | 2,773 | 2,999 | 3,057 | 3,090 | 3,112 | 3,115 |
| | | H19. 3卒 | ― | ― | 1,350 | 2,189 | 2,544 | 2,864 | 2,992 | 3,153 | 3,213 | 3,224 | 3,215 | 3,218 |
| | | H20. 3卒 | ― | ― | 1,452 | 2,201 | 2,485 | 2,839 | 2,937 | 3,089 | 3,136 | 3,146 | 3,151 | 3,152 |
| | | H21. 3卒 | ― | ― | 1,392 | 2,120 | 2,391 | 2,640 | 2,737 | 2,865 | 2,894 | 2,905 | 2,929 | 2,899 |
| | | H22. 3卒 | ― | ― | 963 | 1,586 | 1,852 | 2,155 | 2,297 | 2,501 | 2,594 | 2,621 | 2,671 | 2,692 |
| | | H23. 3卒 | ― | ― | 1,144 | 1,710 | 1,971 | 2,271 | 2,376 | 2,571 | 2,688 | 2,722 | 2,733 | 2,743 |
| | | H24. 3卒 | ― | ― | 1,092 | 1,853 | 2,143 | 2,431 | 2,555 | 2,653 | 2,688 | 2,716 | 2,723 | 2,726 |
| | | H25. 3卒 | ― | ― | 1,077 | 1,936 | 2,331 | 2,601 | 2,683 | 2,762 | 2,789 | 2,793 | 2,866 | 2,867 |
| | | H26. 3卒 | ― | ― | 1,025 | 1,931 | 2,318 | 2,554 | 2,621 | 2,685 | 2,709 | 2,717 | 2,721 | 2,720 |
| | | H27. 3卒 | ― | ― | 1,418 | 2,219 | 2,524 | 2,676 | 2,730 | 2,777 | 2,788 | 2,789 | 2,789 | 2,791 |
| | | H28. 3卒 | ― | ― | 1,386 | 2,229 | 2,467 | 2,556 | 2,611 | 2,678 | 2,689 | 2,692 | 2,692 | 2,692 |
| | | H29. 3卒 | ― | ― | 1,531 | 2,255 | 2,446 | 2,551 | 2,615 | 2,671 | 2,694 | 2,697 | 2,697 | 2,700 |
| | | H30. 3卒 | ― | ― | 1,434 | 2,122 | 2,273 | 2,368 | 2,441 | 2,467 | 2,486 | 2,490 | 2,492 | 2,492 |
| | | **H31. 3卒** | **―** | **―** | **1,512** | | | | | | | | | |
| | ⑤うち県内 | H 6. 3卒 | ― | ― | 1,191 | 2,243 | 2,596 | 2,807 | 2,999 | 3,259 | 3,364 | 3,308 | ― | ― |
| | | H 7. 3卒 | ― | ― | 1,122 | 1,954 | 2,273 | 2,532 | 2,797 | 3,016 | 3,167 | 3,074 | ― | ― |
| | | H 8. 3卒 | ― | ― | 1,056 | 1,965 | 2,266 | 2,555 | 2,768 | 2,990 | 3,066 | 2,979 | ― | ― |
| | | H 9. 3卒 | ― | ― | 954 | 1,679 | 1,955 | 2,172 | 2,389 | 2,607 | 2,630 | 2,611 | ― | ― |
| | | H10. 3卒 | ― | ― | 836 | 1,395 | 1,706 | 1,848 | 2,015 | 2,221 | 2,290 | 2,277 | ― | ― |
| | | H11. 3卒 | ― | ― | 530 | 965 | 1,168 | 1,344 | 1,507 | 1,722 | 1,762 | 1,787 | ― | ― |
| | | H12. 3卒 | ― | ― | 453 | 918 | 1,190 | 1,369 | 1,543 | 1,930 | 2,027 | 2,042 | 2,068 | 2,080 |
| | | H13. 3卒 | ― | ― | 582 | 968 | 1,247 | 1,470 | 1,819 | 2,054 | 2,160 | 2,195 | 2,210 | 2,221 |
| | | H14. 3卒 | ― | ― | 358 | 776 | 984 | 1,253 | 1,456 | 1,724 | 1,846 | 1,887 | 1,907 | 1,941 |
| | | H15. 3卒 | ― | ― | 310 | 653 | 854 | 1,178 | 1,352 | 1,654 | 1,830 | 1,873 | 1,937 | 1,947 |
| | | H16. 3卒 | ― | ― | 359 | 736 | 981 | 1,337 | 1,536 | 1,885 | 2,029 | 2,064 | 2,111 | 2,130 |
| | | H17. 3卒 | ― | ― | 453 | 908 | 1,218 | 1,541 | 1,664 | 1,886 | 1,982 | 1,994 | 2,030 | 2,051 |
| | | H18. 3卒 | ― | ― | 457 | 868 | 1,063 | 1,368 | 1,487 | 1,707 | 1,748 | 1,775 | 1,794 | 1,798 |
| | | H19. 3卒 | ― | ― | 512 | 985 | 1,266 | 1,554 | 1,668 | 1,811 | 1,863 | 1,872 | 1,876 | 1,879 |
| | | H20. 3卒 | ― | ― | 520 | 1,034 | 1,232 | 1,535 | 1,614 | 1,758 | 1,793 | 1,799 | 1,800 | 1,801 |
| | | H21. 3卒 | ― | ― | 493 | 947 | 1,109 | 1,318 | 1,397 | 1,497 | 1,526 | 1,537 | 1,561 | 1,556 |
| | | H22. 3卒 | ― | ― | 298 | 718 | 892 | 1,151 | 1,272 | 1,449 | 1,530 | 1,554 | 1,603 | 1,616 |
| | | H23. 3卒 | ― | ― | 375 | 751 | 951 | 1,209 | 1,300 | 1,483 | 1,580 | 1,611 | 1,620 | 1,630 |
| | | H24. 3卒 | ― | ― | 381 | 871 | 1,088 | 1,345 | 1,450 | 1,545 | 1,572 | 1,596 | 1,603 | 1,606 |
| | | H25. 3卒 | ― | ― | 362 | 950 | 1,267 | 1,496 | 1,566 | 1,635 | 1,655 | 1,658 | 1,719 | 1,720 |
| | | H26. 3卒 | ― | ― | 343 | 949 | 1,254 | 1,453 | 1,511 | 1,572 | 1,586 | 1,593 | 1,597 | 1,597 |
| | | H27. 3卒 | ― | ― | 537 | 1,066 | 1,302 | 1,430 | 1,477 | 1,510 | 1,511 | 1,514 | 1,515 | 1,516 |
| | | H28. 3卒 | ― | ― | 588 | 1,129 | 1,309 | 1,380 | 1,429 | 1,486 | 1,508 | 1,511 | 1,511 | 1,511 |
| | | H29. 3卒 | ― | ― | 689 | 1,175 | 1,317 | 1,407 | 1,463 | 1,511 | 1,531 | 1,531 | 1,531 | 1,534 |
| | | H30. 3卒 | ― | ― | 735 | 1,154 | 1,265 | 1,350 | 1,408 | 1,433 | 1,445 | 1,450 | 1,452 | 1,453 |
| | | **H31. 3卒** | **―** | **―** | **799** | | | | | | | | | |

# 新規高等学校卒業者の求人・求職・就職状況

| | | 7月末 | 8月末 | 9月末 | 10月末 | 11月末 | 12月末 | 1月末 | 2月末 | 3月末 | 4月末 | 5月末 | 6月末 |
|---|---|---|---|---|---|---|---|---|---|---|---|---|---|
| 内定者数 就職内定者に占める県内内定者の割合 | H 6. 3卒 | ― | ― | 43.6% | 52.0% | 53.4% | 54.8% | 56.1% | 57.4% | 57.8% | 57.7% | ― | ― |
| | H 7. 3卒 | ― | ― | 43.8% | 50.5% | 52.7% | 54.8% | 56.6% | 58.0% | 59.3% | 58.9% | ― | ― |
| | H 8. 3卒 | ― | ― | 46.5% | 55.1% | 56.7% | 58.2% | 59.3% | 60.8% | 61.4% | 61.3% | ― | ― |
| | H 9. 3卒 | ― | ― | 45.5% | 51.0% | 53.2% | 54.9% | 56.4% | 58.2% | 58.0% | 57.9% | ― | ― |
| | H10. 3卒 | ― | ― | 38.7% | 45.4% | 47.2% | 48.0% | 49.4% | 51.5% | 52.2% | 52.0% | ― | ― |
| | H11. 3卒 | ― | ― | 30.6% | 38.2% | 41.2% | 44.0% | 46.4% | 49.0% | 49.6% | 49.9% | ― | ― |
| | H12. 3卒 | ― | ― | 35.0% | 44.9% | 50.5% | 50.8% | 52.9% | 57.5% | 58.2% | 58.5% | 58.8% | 59.0% |
| | H13. 3卒 | ― | ― | 41.5% | 45.7% | 49.3% | 52.5% | 56.8% | 58.9% | 59.9% | 60.2% | 60.4% | 60.5% |
| | H14. 3卒 | ― | ― | 32.3% | 41.9% | 45.8% | 50.6% | 53.4% | 56.8% | 58.6% | 58.8% | 59.1% | 59.4% |
| | H15. 3卒 | ― | ― | 32.8% | 41.9% | 45.8% | 52.5% | 54.6% | 59.0% | 60.8% | 61.3% | 62.0% | 62.2% |
| | H16. 3卒 | ― | ― | 37.0% | 45.2% | 49.3% | 55.0% | 57.7% | 61.3% | 63.0% | 63.4% | 63.8% | 64.0% |
| | H17. 3卒 | ― | ― | 40.9% | 48.6% | 53.2% | 57.6% | 58.8% | 61.3% | 62.5% | 62.5% | 62.9% | 63.1% |
| | H18. 3卒 | ― | ― | 36.6% | 44.4% | 47.3% | 52.3% | 53.6% | 56.9% | 57.2% | 57.4% | 57.6% | 57.7% |
| | H19. 3卒 | ― | ― | 37.9% | 45.0% | 49.8% | 54.3% | 55.7% | 57.4% | 58.0% | 58.1% | 58.4% | 58.4% |
| | H20. 3卒 | ― | ― | 35.8% | 47.0% | 49.6% | 54.1% | 55.0% | 56.9% | 57.2% | 57.2% | 57.1% | 57.1% |
| | H21. 3卒 | ― | ― | 35.4% | 44.7% | 46.4% | 49.9% | 51.0% | 52.3% | 52.7% | 52.9% | 53.3% | 53.7% |
| | H22. 3卒 | ― | ― | 30.9% | 45.3% | 48.2% | 53.4% | 55.4% | 57.9% | 59.0% | 59.3% | 60.0% | 60.0% |
| | H23. 3卒 | ― | ― | 32.8% | 43.9% | 48.2% | 53.2% | 54.7% | 57.7% | 58.8% | 59.2% | 59.3% | 59.4% |
| | H24. 3卒 | ― | ― | 34.9% | 47.0% | 50.8% | 55.3% | 56.8% | 58.2% | 58.5% | 58.8% | 58.9% | 58.9% |
| | H25. 3卒 | ― | ― | 33.6% | 49.1% | 54.4% | 57.5% | 58.4% | 59.2% | 59.3% | 59.4% | 60.0% | 60.0% |
| | H26. 3卒 | ― | ― | 33.5% | 49.1% | 54.1% | 56.9% | 57.6% | 58.5% | 58.5% | 58.6% | 58.7% | 58.7% |
| | H27. 3卒 | ― | ― | 37.9% | 48.0% | 51.6% | 53.4% | 54.1% | 54.4% | 54.2% | 54.3% | 54.3% | 54.3% |
| | H28. 3卒 | ― | ― | 42.4% | 50.7% | 53.1% | 54.0% | 54.7% | 55.5% | 56.1% | 56.1% | 56.1% | 56.1% |
| | H29. 3卒 | ― | ― | 45.0% | 52.1% | 53.8% | 55.2% | 55.9% | 56.6% | 56.8% | 56.8% | 56.8% | 56.8% |
| | H30. 3卒 | ― | ― | 51.3% | 54.4% | 55.7% | 57.0% | 57.7% | 58.1% | 58.1% | 58.2% | 58.3% | 58.3% |
| | **H31. 3卒** | **―** | **―** | **52.8%** | | | | | | | | | |

# 新規高等学校卒業者の求人・求職・就職状況

| | | | 7月末 | 8月末 | 9月末 | 10月末 | 11月末 | 12月末 | 1月末 | 2月末 | 3月末 | 4月末 | 5月末 | 6月末 |
|---|---|---|---|---|---|---|---|---|---|---|---|---|---|---|
| 未内定者数 | 全体（県外＋県内） | Ｈ ６．３卒 | ― | ― | 2,900 | 1,653 | 1,233 | 943 | 671 | 368 | 131 | 0 | ― | ― |
| | | Ｈ ７．３卒 | ― | ― | 3,140 | 1,798 | 1,394 | 1,091 | 761 | 367 | 121 | 0 | ― | ― |
| | | Ｈ ８．３卒 | ― | ― | 3,189 | 1,892 | 1,481 | 1,092 | 725 | 339 | 132 | 44 | ― | ― |
| | | Ｈ ９．３卒 | ― | ― | 3,022 | 1,733 | 1,361 | 1,055 | 751 | 345 | 127 | 62 | ― | ― |
| | | Ｈ10．３卒 | ― | ― | 2,865 | 1,902 | 1,396 | 1,150 | 856 | 515 | 222 | 103 | ― | ― |
| | | Ｈ11．３卒 | ― | ― | 2,696 | 1,854 | 1,555 | 1,293 | 1,042 | 601 | 374 | 146 | ― | ― |
| | | Ｈ12．３卒 | ― | ― | 2,929 | 2,138 | 1,812 | 1,524 | 1,072 | 493 | 217 | 125 | 54 | 23 |
| | | Ｈ13．３卒 | ― | ― | 2,877 | 2,077 | 1,714 | 1,432 | 884 | 479 | 246 | 99 | 81 | 43 |
| | | Ｈ14．３卒 | ― | ― | 3,042 | 2,264 | 1,985 | 1,547 | 1,105 | 646 | 365 | 162 | 159 | 68 |
| | | Ｈ15．３卒 | ― | ― | 2,638 | 1,985 | 1,747 | 1,401 | 1,021 | 608 | 262 | 188 | 147 | 70 |
| | | Ｈ16．３卒 | ― | ― | 2,740 | 2,016 | 1,773 | 1,277 | 930 | 443 | 228 | 140 | 60 | 29 |
| | | Ｈ17．３卒 | ― | ― | 2,565 | 1,740 | 1,355 | 974 | 702 | 390 | 186 | 120 | 81 | 48 |
| | | Ｈ18．３卒 | ― | ― | 2,133 | 1,429 | 1,137 | 753 | 556 | 257 | 137 | 89 | 49 | 40 |
| | | Ｈ19．３卒 | ― | ― | 2,195 | 1,365 | 967 | 609 | 409 | 194 | 95 | 82 | 58 | 41 |
| | | Ｈ20．３卒 | ― | ― | 1,939 | 1,067 | 833 | 475 | 324 | 149 | 75 | 51 | 45 | 41 |
| | | Ｈ21．３卒 | ― | ― | 1,811 | 1,057 | 802 | 528 | 375 | 193 | 108 | 96 | 56 | 49 |
| | | Ｈ22．３卒 | ― | ― | 2,058 | 1,330 | 1,075 | 733 | 541 | 267 | 154 | 141 | 72 | 32 |
| | | Ｈ23．３卒 | ― | ― | 1,728 | 1,064 | 854 | 546 | 394 | 167 | 79 | 50 | 44 | 20 |
| | | Ｈ24．３卒 | ― | ― | 1,677 | 948 | 707 | 398 | 247 | 100 | 47 | 29 | 22 | 19 |
| | | Ｈ25．３卒 | ― | ― | 1,960 | 990 | 604 | 296 | 181 | 76 | 26 | 16 | 4 | 3 |
| | | Ｈ26．３卒 | ― | ― | 1,824 | 799 | 454 | 199 | 118 | 45 | 21 | 12 | 4 | 1 |
| | | Ｈ27．３卒 | ― | ― | 1,492 | 695 | 385 | 215 | 115 | 48 | 12 | 6 | 4 | 2 |
| | | Ｈ28．３卒 | ― | ― | 1,370 | 549 | 323 | 180 | 107 | 43 | 12 | 3 | 2 | 1 |
| | | Ｈ29．３卒 | ― | ― | 1,214 | 486 | 294 | 164 | 98 | 38 | 18 | 11 | 10 | 6 |
| | | Ｈ30．３卒 | ― | ― | 1,127 | 415 | 267 | 175 | 79 | 38 | 18 | 8 | 5 | 4 |
| | | **Ｈ31．３卒** | **―** | **―** | **1,099** | | | | | | | | | |
| | うち県内 | Ｈ ６．３卒 | ― | ― | 2,057 | 1,243 | 1,012 | 790 | 560 | 313 | 110 | 0 | ― | ― |
| | | Ｈ ７．３卒 | ― | ― | 2,075 | 1,377 | 1,127 | 923 | 662 | 330 | 107 | 0 | ― | ― |
| | | Ｈ ８．３卒 | ― | ― | 2,321 | 1,433 | 1,191 | 914 | 624 | 299 | 119 | 38 | ― | ― |
| | | Ｈ ９．３卒 | ― | ― | 2,078 | 1,344 | 1,101 | 859 | 635 | 314 | 117 | 57 | ― | ― |
| | | Ｈ10．３卒 | ― | ― | 1,860 | 1,344 | 1,093 | 929 | 716 | 452 | 199 | 96 | ― | ― |
| | | Ｈ11．３卒 | ― | ― | 1,654 | 1,283 | 1,189 | 1,020 | 830 | 492 | 312 | 125 | ― | ― |
| | | Ｈ12．３卒 | ― | ― | 1,800 | 1,466 | 1,307 | 1,152 | 890 | 422 | 176 | 119 | 51 | 23 |
| | | Ｈ13．３卒 | ― | ― | 1,818 | 1,481 | 1,337 | 1,136 | 718 | 401 | 194 | 91 | 77 | 42 |
| | | Ｈ14．３卒 | ― | ― | 1,958 | 1,593 | 1,529 | 1,200 | 896 | 516 | 301 | 155 | 152 | 68 |
| | | Ｈ15．３卒 | ― | ― | 1,821 | 1,493 | 1,356 | 1,125 | 832 | 495 | 222 | 157 | 138 | 66 |
| | | Ｈ16．３卒 | ― | ― | 1,915 | 1,581 | 1,476 | 1,084 | 815 | 389 | 192 | 125 | 56 | 27 |
| | | Ｈ17．３卒 | ― | ― | 1,880 | 1,422 | 1,181 | 851 | 617 | 344 | 166 | 110 | 75 | 46 |
| | | Ｈ18．３卒 | ― | ― | 1,493 | 1,129 | 979 | 656 | 503 | 241 | 127 | 81 | 42 | 34 |
| | | Ｈ19．３卒 | ― | ― | 1,540 | 1,154 | 851 | 523 | 361 | 168 | 84 | 79 | 56 | 40 |
| | | Ｈ20．３卒 | ― | ― | 1,437 | 885 | 728 | 413 | 280 | 127 | 65 | 46 | 40 | 37 |
| | | Ｈ21．３卒 | ― | ― | 1,246 | 769 | 644 | 423 | 302 | 160 | 84 | 79 | 42 | 37 |
| | | Ｈ22．３卒 | ― | ― | 1,336 | 944 | 853 | 584 | 437 | 222 | 119 | 115 | 51 | 26 |
| | | Ｈ23．３卒 | ― | ― | 1,118 | 788 | 670 | 459 | 346 | 157 | 72 | 47 | 42 | 19 |
| | | Ｈ24．３卒 | ― | ― | 1,086 | 706 | 579 | 319 | 205 | 84 | 39 | 24 | 19 | 16 |
| | | Ｈ25．３卒 | ― | ― | 1,344 | 762 | 494 | 235 | 150 | 64 | 18 | 11 | 2 | 1 |
| | | Ｈ26．３卒 | ― | ― | 1,243 | 593 | 378 | 180 | 115 | 44 | 21 | 12 | 4 | 1 |
| | | Ｈ27．３卒 | ― | ― | 1,012 | 523 | 310 | 180 | 93 | 42 | 10 | 4 | 3 | 2 |
| | | Ｈ28．３卒 | ― | ― | 931 | 411 | 265 | 155 | 93 | 39 | 11 | 3 | 2 | 1 |
| | | Ｈ29．３卒 | ― | ― | 834 | 371 | 228 | 139 | 87 | 33 | 16 | 11 | 10 | 6 |
| | | Ｈ30．３卒 | ― | ― | 722 | 320 | 216 | 135 | 63 | 29 | 14 | 7 | 5 | 4 |
| | | **Ｈ31．３卒** | **―** | **―** | **724** | | | | | | | | | |

# 新規高等学校卒業者の求人・求職・就職状況

| | | | 7月末 | 8月末 | 9月末 | 10月末 | 11月末 | 12月末 | 1月末 | 2月末 | 3月末 | 4月末 | 5月末 | 6月末 |
|---|---|---|---|---|---|---|---|---|---|---|---|---|---|---|
| 内定率 | 求職者全体の内定率 ④／② | H 6. 3卒 | － | － | 48.5 | 72.3 | 79.8 | 84.5 | 88.9 | 93.9 | 97.8 | 100.0 | － | － |
| | | H 7. 3卒 | － | － | 44.9 | 68.3 | 75.6 | 80.9 | 86.7 | 93.4 | 97.8 | 100.0 | － | － |
| | | H 8. 3卒 | － | － | 41.6 | 65.3 | 73.0 | 80.1 | 86.6 | 93.6 | 97.4 | 99.1 | － | － |
| | | H 9. 3卒 | － | － | 41.0 | 65.5 | 73.0 | 78.9 | 84.9 | 92.9 | 97.3 | 98.6 | － | － |
| | | H10. 3卒 | － | － | 43.0 | 61.7 | 72.2 | 77.0 | 82.7 | 89.3 | 95.2 | 97.7 | － | － |
| | | H11. 3卒 | － | － | 39.1 | 57.7 | 64.6 | 70.3 | 75.7 | 85.4 | 90.5 | 96.1 | － | － |
| | | H12. 3卒 | － | － | 30.6 | 48.9 | 56.5 | 63.9 | 73.1 | 87.2 | 94.1 | 96.5 | 98.5 | 99.4 |
| | | H13. 3卒 | － | － | 32.8 | 50.5 | 59.6 | 66.2 | 78.4 | 87.9 | 93.6 | 97.4 | 97.8 | 98.8 |
| | | H14. 3卒 | － | － | 26.7 | 45.0 | 52.0 | 61.6 | 71.1 | 82.4 | 89.6 | 95.2 | 95.3 | 98.0 |
| | | H15. 3卒 | － | － | 26.4 | 44.0 | 51.6 | 61.6 | 70.8 | 82.2 | 92.0 | 94.2 | 95.5 | 97.8 |
| | | H16. 3卒 | － | － | ㉖ 26.1 | 44.7 | 52.9 | 65.6 | 74.1 | 87.4 | 93.4 | 95.9 | 98.2 | 99.1 |
| | | H17. 3卒 | － | － | 30.2 | 51.8 | 62.8 | 73.3 | 80.1 | 88.8 | 94.5 | 96.4 | 97.6 | 98.5 |
| | | H18. 3卒 | － | － | 36.9 | 57.8 | 66.4 | 77.7 | 83.3 | 92.1 | 95.7 | 97.2 | 98.4 | 98.7 |
| | | H19. 3卒 | － | － | 38.1 | 61.6 | 72.5 | 82.5 | 88.0 | 94.2 | 97.1 | 97.5 | 98.2 | 98.7 |
| | | H20. 3卒 | － | － | 42.8 | 67.4 | 74.9 | 85.7 | 90.1 | 95.4 | 97.7 | 98.4 | 98.6 | 98.7 |
| | | H21. 3卒 | － | － | 43.5 | 66.7 | 74.9 | 83.3 | 87.9 | 93.7 | 96.4 | 96.8 | 98.1 | 98.3 |
| | | H22. 3卒 | － | － | 31.9 | 54.4 | 63.3 | 74.6 | 80.9 | 90.4 | 94.4 | 94.9 | 97.4 | 98.8 |
| | | H23. 3卒 | － | － | 39.8 | 61.6 | 69.8 | 80.6 | 85.8 | 93.9 | 97.1 | 98.2 | 98.4 | 99.3 |
| | | H24. 3卒 | － | － | 39.4 | 66.2 | 75.2 | 85.9 | 91.2 | 96.4 | 98.3 | 98.9 | 99.2 | 99.3 |
| | | H25. 3卒 | － | － | 35.5 | 66.2 | 79.4 | 89.8 | 93.7 | 97.3 | 99.1 | 99.4 | 99.9 | 99.9 |
| | | H26. 3卒 | － | － | 36.0 | 70.7 | 83.6 | 92.8 | 95.7 | 98.4 | 99.2 | 99.6 | 99.9 | 100.0 |
| | | H27. 3卒 | － | － | 48.7 | 76.1 | 86.8 | 92.6 | 96.0 | 98.3 | 99.6 | 99.8 | 99.9 | 99.9 |
| | | H28. 3卒 | － | － | 50.3 | 80.2 | 88.4 | 93.4 | 96.1 | 98.4 | 99.6 | 99.9 | 99.9 | 100.0 |
| | | H29. 3卒 | － | － | 55.8 | 82.3 | 89.3 | 94.0 | 96.4 | 98.6 | 99.3 | 99.6 | 99.6 | 99.8 |
| | | H30. 3卒 | － | － | 56.0 | 83.6 | 89.5 | 93.1 | 96.9 | 98.5 | 99.3 | 99.7 | 99.8 | 99.8 |
| | | **H31. 3卒** | **－** | **－** | **① 57.9** | | | | | | | | | |
| | | ***対前年増減幅*** | ***－*** | ***－*** | ***1.9*** | | | | | | | | | |
| | 県内求職者の内定率 ⑤／③ | H 6. 3卒 | － | － | 36.7 | 64.3 | 72.0 | 78.0 | 84.3 | 91.2 | 96.8 | 100.0 | － | － |
| | | H 7. 3卒 | － | － | 35.1 | 58.7 | 66.9 | 73.3 | 80.9 | 90.1 | 96.7 | 100.0 | － | － |
| | | H 8. 3卒 | － | － | 31.3 | 57.8 | 65.5 | 73.7 | 81.6 | 90.9 | 96.3 | 98.7 | － | － |
| | | H 9. 3卒 | － | － | 31.5 | 55.5 | 64.0 | 71.7 | 79.0 | 89.3 | 95.7 | 97.9 | － | － |
| | | H10. 3卒 | － | － | 31.0 | 50.9 | 61.0 | 66.5 | 73.8 | 83.1 | 92.0 | 96.0 | － | － |
| | | H11. 3卒 | － | － | 24.3 | 42.9 | 49.6 | 56.9 | 64.5 | 77.8 | 85.0 | 93.5 | － | － |
| | | H12. 3卒 | － | － | 20.1 | 38.5 | 47.7 | 54.3 | 63.4 | 82.1 | 92.0 | 94.5 | 97.6 | 98.9 |
| | | H13. 3卒 | － | － | 24.3 | 39.5 | 48.3 | 56.4 | 71.7 | 83.7 | 91.8 | 96.0 | 96.6 | 98.1 |
| | | H14. 3卒 | － | － | 15.5 | 32.8 | 39.2 | 51.1 | 61.9 | 77.0 | 86.0 | 92.4 | 92.6 | 96.6 |
| | | H15. 3卒 | － | － | ㉖ 14.5 | 30.4 | 38.6 | 51.2 | 61.9 | 77.0 | 89.2 | 92.3 | 93.3 | 96.7 |
| | | H16. 3卒 | － | － | 15.8 | 31.8 | 39.9 | 55.2 | 65.3 | 82.9 | 91.4 | 94.3 | 97.4 | 98.7 |
| | | H17. 3卒 | － | － | 19.4 | 39.0 | 50.8 | 64.4 | 73.0 | 84.6 | 92.3 | 94.8 | 96.4 | 97.8 |
| | | H18. 3卒 | － | － | 23.4 | 43.5 | 52.1 | 67.6 | 74.7 | 87.6 | 93.2 | 95.6 | 97.7 | 98.1 |
| | | H19. 3卒 | － | － | 25.0 | 46.0 | 59.8 | 74.8 | 82.2 | 91.5 | 95.7 | 96.0 | 97.1 | 97.9 |
| | | H20. 3卒 | － | － | 26.6 | 53.9 | 62.9 | 78.8 | 85.2 | 93.3 | 96.5 | 97.5 | 97.8 | 98.0 |
| | | H21. 3卒 | － | － | 28.3 | 55.2 | 63.3 | 75.7 | 82.2 | 90.3 | 94.8 | 95.1 | 97.4 | 97.7 |
| | | H22. 3卒 | － | － | 18.2 | 43.2 | 51.1 | 66.3 | 74.4 | 86.7 | 92.8 | 93.1 | 96.9 | 98.4 |
| | | H23. 3卒 | － | － | 25.1 | 48.8 | 58.7 | 72.5 | 79.0 | 90.4 | 95.6 | 97.2 | 97.5 | 98.8 |
| | | H24. 3卒 | － | － | 26.0 | 55.2 | 65.3 | 80.8 | 87.6 | 94.8 | 97.6 | 98.5 | 98.8 | 99.0 |
| | | H25. 3卒 | － | － | 21.2 | 55.5 | 71.9 | 86.4 | 91.3 | 96.2 | 98.9 | 99.3 | 99.9 | 99.9 |
| | | H26. 3卒 | － | － | 21.6 | 61.5 | 76.8 | 89.0 | 92.9 | 97.3 | 98.7 | 99.3 | 99.8 | 99.9 |
| | | H27. 3卒 | － | － | 34.7 | 67.1 | 80.8 | 88.8 | 94.1 | 97.3 | 99.3 | 99.7 | 99.8 | 99.9 |
| | | H28. 3卒 | － | － | 38.7 | 73.3 | 83.2 | 89.9 | 93.9 | 97.4 | 99.3 | 99.8 | 99.9 | 99.9 |
| | | H29. 3卒 | － | － | 45.2 | 76.0 | 85.2 | 91.0 | 94.4 | 97.9 | 99.0 | 99.3 | 99.4 | 99.6 |
| | | H30. 3卒 | － | － | 50.4 | 78.3 | 85.4 | 90.9 | 95.7 | 98.0 | 99.0 | 99.5 | 99.7 | 99.7 |
| | | **H31. 3卒** | **－** | **－** | **① 52.5** | | | | | | | | | |
| | | ***対前年増減幅*** | ***－*** | ***－*** | ***2.1*** | | | | | | | | | |