


Points of Occupational Safety and Health Related Laws and Regulations in the Agriculture and Livestock Industry

~ Let's create a work environment where
you can work with peace of mind ~

Thank you for your hard work
everyday. We will explain the key
points of laws and regulations
related to safety and health for
people engaged in agriculture and
livestock industry. Please make use
of it!



Kushiro Labor Standards Inspection Office

〒085-8510 Kushiro City Kashiwagityou

2 Bann 12 CGou



厚生労働省

TEL (0154) 45-7836

FAX (0154) 41-3250

Pinched or caught up in a machine

【CHECK POINTS】

There are many accidents in which fingers are caught in the conveyor and sorting rollers of machine during harvest or sorting work.

Cover or fence areas that may be pinched or entangled in prime movers, rotating shafts, gears, pulley belts, etc. and pose a danger to workers. Industrial Safety and Health Regulations, article 101

In addition, **perform regular inspections and maintenance** so that the above safety devices will not be removed. Industrial Safety and Health Regulations, article 28

When removing foliage, foreign matter, etc., **be sure to stop the machine**, inspect and adjust it, and resolve the clog. If you stop the machine, please take measures to prevent other workers from moving the machine by attaching a sign such as "Machine is being adjusted". Industrial Safety and Health Regulations, article 107



While running the potato harvester (potato deggar), I tried to remove the grass that got stuck in the roller part, then my left arm was entangled.

When I got on the onion harvester and tried to remove the onions stuck on the screw, my right hand was caught and it was damaged.
(Amputate his right thumb)



Proper operation of heavy equipment


Frequent accidents with tractors and excavators !!

【CHECK POINTS】

When driving vehicle-based construction machinery such as tractors and excavators, you can not drive unless you have completed technical training etc. If you need to drive, get the right qualifications.

Industrial Safety and Health Law Article 61

Industrial Safety and Health Law Enforcement Ordinance Article 20



Please check!



Examples of accidents caused by unlicensed driving

1. The victim was injured in the Berk Vault on the ranch when he was working on a tractor excavator (wheel type) to clean and push berk that was overflowing outside the building. One of the wheels of the tractor excavator climbed onto the berk mountain, rolled over, and struck his body.
2. While loading pig food into feeders at the ranch, the victim was injured when he tried to unload a 500 kg food bag (20 cm ~ 30 cm) hanging on a tractor excavator operated by another worker, but collided with the eastern part of the victim near the tractor excavator.

In this way, working without correct driving knowledge will lead to a major disaster.

Take skill training to eliminate unfortunate occupational accidents.





What is a proper qualification?

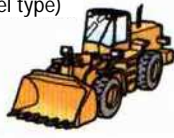
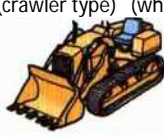


Vehicle-based construction machinery castle (examples)

Bulldozer



Tractor excavator (crawler type) (wheel type)



Drag Excavator

(crawler type) (wheel type)



Qualification Requirements

Machine Weight

3 t or more ... **Skill training graduates**
Article 20 of the Enforcement Order of the Industrial Safety and Health Act

3 t or less ... **Special education graduates**
Article 36 of the Industrial Safety and Health Regulations

Vehicle-based cargo handling and transportation machine (examples)

Forklift


(counterbalance type)



(picking type)



(reach type)



Rough terrain carrier

(crawler type)



(wheel type)



Qualification Requirements

Maximum load (maximum load capacity)

1 t or more ... **Skill training graduates**
Article 20 of the Enforcement Order of the Industrial Safety and Health Act

1 t or less ... **Special education graduates**
Article 36 of the Industrial Safety and Health Regulations

Mobile crane truck (example)



Qualification Requirements

Lifting load

5 t or more ... **License** (mobile crane operator)
Industrial Safety and Health Law Enforcement Ordinance Article 20
· Crane Regulations Article 68

1 t more or less than 5 t
... **Skill training graduates**
Industrial Safety and Health Law Enforcement Ordinance Article 20
· Crane Regulations Article 68

1 t or less ... **Special education graduates**
Industrial Safety and Health Regulations Article 36
· Crane Regulations Article 67

These machines cannot be operated only with license to drive on the road (such as a special license for large vehicles, etc.). Before using it, please obtain a qualification for work.


Prohibition of use of heavy machinery for other purposes

Frequent disasters caused by using heavy machinery for other purposes ! !

【CHECK HERE】

It is against the law to use vehicle-based construction machinery or vehicle-based cargo handling and transportation other than the main purpose such as “lifting loads ” and “lifting and lowering workers ” . It is also against the law to put a person in a place other than the driver ’ s seat.

Occupational Safety and Health Regulations Article 151 – 13 · 14,
Regulations Article 162 · 164, Crane Safety Regulations Article 72



Please Check !

**Disaster
cases !**

Examples of Accidents Caused by Non-Purpose Use

1. The victim was injured when he was riding on the bucket of a tractor excavator in order to attach a windbreak control panel to the compost hut in the ranch, but he lost his balance and crashed to the ground.
2. The victim was staking in the bucket part of the tractor excavator in the ranch, while another worker was operating the tractor excavator. When the victim was supporting the pile, the bucket part came off and fell. It crashed into the victim and he was injured.



Incorrect usage can lead to major disasters. Please check the correct usage and create a safe and secure working environment. Violations of the law may also be subject to punishment.

Countermeasures for other purposes

What are effective measures ?

Create a work plan

Articles 151-3 of the Industrial Safety and Health Regulations,
Article 155 of the same Regulations, Cranes and Other Safety
Regulations Article 66-2

Please make use of it !



[Work plan example]

車両系建設機械の 作業計画を作りました

記入例

作成日	平成 ○年 ○月 ○日	作業期間	○月 ○日 ~ ○月 ○日
作業方法・内容 (具体的、簡潔に)	牛ふんの運搬作業		
安全対策	トラクターショベルの作業についてはバリケードの設置、および牛舎扉へ立入禁止の表示を行い、トラクターショベル以外、立入禁止とする。		

①使用する機械はどれですか。(該当する機械に丸印)

整地・運搬・積み込み用機械			
機 械	ブルドーザー	トラクターショベル (クローラ式)	トラクターショベル (ホイール式)
能 力	P.S	m ³	1.5 m ³
機体重量	トン	トン	8 トン
運転資格者			〇〇 一部

掘削用機械			
機 械	ドラグ・ショベル (クローラ式)	ドラグ・ショベル (ホイール式)	
能 力	m ³	m ³	
機体重量	トン	トン	
運転資格者			

※注1 運転資格について「車両系建設機械運転技能講習」が必要です。
(機体重量が3トン未満の場合は「特別教育」でも可。)

※注2 クレーン仕様のドラグ・ショベルを移動式クレーンとして使用する場合は、別途「移動式クレーン」の作業計画、および移動式クレーンの運転資格等が必要です。

②機械の転倒又は転落するおそれがありますか。〔有・無〕

③上記②で有の場合、どのような転落等の防止措置を行いますか。
(例)運行経路の路肩にトラロープを設置して近付きすぎないようにする、十分な幅員を確保する、誘導者を配置してその誘導に従う等

④機械の運行経路や作業半径内等に、作業者が立ち入ることはありますか。〔有・無〕

⑤上記④で有の場合、どのような接触防止措置を行いますか。
(例)安全通路を設置する、バリケードを設置する、機械作業と手作業を時間差とする等
(牛舎内でトラクターショベル作業をする場合はバリケードの設置、および牛舎北扉を閉めて、各バリケードおよび各牛舎北扉の外側に「トラクターショベル以外立入禁止」の表示をする。)

作業場所及び作業範囲と運行経路 (計画打合せ時に記載内容をチェックする)

(例) 機械位置 ・ 立入禁止区域 ・ 立入禁止措置 ・ 安全通路 ・ 移動する場合の運行経路など

※平面作図を基本とする。

・ 当作業計画書に従って作業します。 < ○ 月 ○ 日 >
(署 名) 〇〇 一部 〇〇 二部 〇〇 花子



By creating such a work plan, you can reconfirm what dangers lurk and help prevent non-application use and contact accidents. In addition, since all workers will be able to learn information on the danger, more effective and specific disaster prevention measures can be taken.

Inspection of heavy machinery

【CHECK POINT】

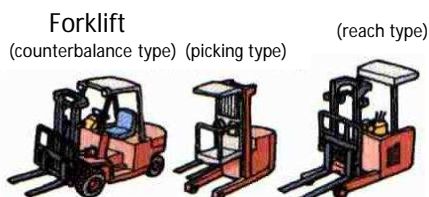
For vehicle-based construction machinery and vehicle-based cargo handling and transportation machinery, please conduct one annual voluntary inspection within one year and one monthly voluntary inspection within one month. Also, please conduct a pre-work inspection before starting work.

The annual voluntary inspection of **vehicle-related construction machinery** and **forklifts** is called a **specific voluntary inspection**, and can only be conducted by **qualified inspectors or registered inspection contractors**.

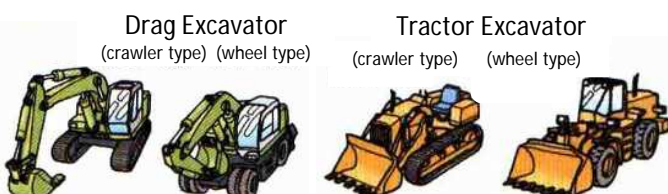
Please note that just having a vehicle inspection does not constitute a voluntary inspection.

Articles 151-21 ~ 25 of the Industrial Safety and Health Regulations, Articles 167 ~ 170 of the same Regulations, etc.

Examples of target machines	Related Articles	Annual	Monthly	Pre-start of work
Vehicle-based Construction machinery (drag excavators, bulldozers, tractor excavators, etc.)	Health and Safety Regulations Article 167 ~ 170	Specified Voluntary Inspection		
Forklift	Health and Safety Regulations Article 151 - 21 ~ 25	Specified		
Excavator Loader Fork Loader	Health and Safety Regulations Article 151 - 21 ~ 25			
Mobile Crane	Crane Regulations Article 76 ~ 79			



Mobile Crane



About Safety and Health Education

In agriculture and dairy, there are many dangerous tasks such as using agricultural machinery and pesticides. If you hire a worker or when the content of work is changed, **you should educate the worker on the safety and health of the work.**

The contents to be educated are as follows. Article 35 of the Industrial Safety and Health Regulations

1. Matters related to the dangers and hazards of raw materials, such as machinery, and how to handle them.
2. Performance of safety devices, hazardous substance control devices or protective equipment and how to handle them.
3. Work procedures.
4. Inspections at the start of work.
5. Matters related to the cause and prevention of diseases that may occur in connection with the relevant work.
6. Organizing things, in order to maintain the tidiness and cleanliness.
7. Emergency measures and evacuation in the event of an accident.
8. Other matters necessary for safety or hygiene related to the relevant business.

1-4 can be omitted if there is no applicable work



Looking at the trend of occupational accidents, those that occur due to lack of knowledge and experience in work play a major role. Safety and health is the basis of occupational accident prevention, so please be sure to implement it.

Efforts to predict danger

Before you work... Let ' s do KY!

What is KY?

While using an illustration sheet of the work situation and actually working on the **danger(K as Kiken in Japanese)** included in the workplace, it is an activity to discuss in a group and **predict(Y as Yochi in Japanese)** the prevention of accidents in advance.

How to proceed with KY(Danger Prediction)

Share opinions in groups (about 5 people) about the dangers of work.

Narrow down the two to three opinions that have been expressed.

The leader asks each member on how he or she would act (measures against danger).

Set group goals by referring to the opinions in .

Significance of KY (Danger Prediction)

1. Techniques for confirming safety.
2. Putting danger information into the subconscious mind.
3. Revealing the points of danger.



It is very important for people in the workplace to have honest discussions in order to prevent accidents! Be cheerful and positive!

Other safety and health - related matters

【Prepare a washing facility/toilet】

If your body or clothes become extremely dirty due to harvesting work, please set up eye-washing, self-washing facilities, changing rooms, etc.

As for toilets, please distinguish between men's and women's toilets, and provide hand-washing facilities.

Articles 625 and 628 of the Industrial Safety and Health Regulations

【Caution for heat stroke!】

Please note the following matters regarding **heat stroke**.

- **Avoid the heat** : Wear a hat and breathable clothes.
- **Diligent hydration** : Not only water but also salt is need to be replenished.
- **Adaptation to heat** : It takes about a week for the body to get used to the heat and hotness.

If you see a person who is suspected of having heat stroke . . .


Move to a cool place (air-conditioned room, shaded area etc.)

Cool the body (Loosen clothing and cool the body around the neck, armpits, groin, etc.)

Hydration (salt is important as much as water.)

If a worker can't drink water on his/her own or is unconscious, call an ambulance right away!

Reference Heat stroke symptoms and classifications

Classification	1 st degree	2 nd degree	3 rd degree	
Symptoms	Dizziness, muscle pain · stiffness, heavy sweating	headache · mood discomfort · nausea · vomiting · malaise · collapse	Consciousness disorder · convulsions · limb movement disorder · hyperthermia	
Severity	Low			High

Other safety and health - related matters

【Let's conduct health checkup】

When hiring a full-time worker, the employer should conduct a medical examination at the time of employment and a regular medical examination once within one year.

Article 43 ~ 44 of the Industrial Safety and Health Regulations

【If an occupational accident occurs . . .】

In the event of an occupational accident and a victim worker dies or takes a leave of absence, the business operator should submit a "Worker Death, Injury and Sickness Report" to the chief of the competent Labor Standards Inspection Office without delay. The same is true if a dispatched worker is affected by an occupational accident.

Articles 97 of the Industrial Safety and Health Regulations

If you do not make a report intentionally, you will be subject to punishment.



Worker Death and Injury Report (Sample)

Various legal forms stipulated in the Industrial Safety and Health Act can also be downloaded from the website of the Ministry of Health, Labor and Welfare.

<https://www.mhlw.go.jp/english/>

Search

click

For people, life and
the future



Ministry of Health,
Labor and Welfare



For inquiries regarding this pamphlet, please contact



Kushiro Labor Standards Inspection Office
TEL (0154)45-7836

Revised in July, 4th year of Reiwa (2022)