

# 情報は **力** ちから

2026年4月号（3月内容）

## 今月の動き

新規求人数を対前年同月比で見ると、総数は5か月ぶりに増加し、フルタイムは2か月連続増加したものの、パートタイムは16か月連続減少した。

有効求人数を対前年同月比で見ると、総数・パートタイムはそれぞれ22か月連続減少したものの、フルタイムは2か月連続増加した。

新規求人数を産業別にみると、卸売・小売業では本年1月まで14か月連続減少し、2月は増加したものの3月も減少したことや、飲食・宿泊業では16か月連続減少したことなどから、物価高騰が続くなか求人を手控える動きが顕著になっている。

新規求職者数を対前年同月比で見ると、総数・フルタイム・パートタイムはそれぞれ4か月ぶりに減少した。

有効求職者数を対前年同月比で見ると、総数・フルタイムはそれぞれ3か月・4か月連続増加し、パートタイムも2か月連続増加した。

雇用保険の取扱状況を対前年同月比で見ると、雇用保険適用事業所数は28か月連続減少したものの、雇用保険に加入する人数は7か月連続増加した。

また、離職票の発行枚数は3か月連続減少したものの、雇用保険の一般求職者給付の受給手続きをした者は4か月連続増加し、雇用保険初回受給者数も2か月連続増加した。

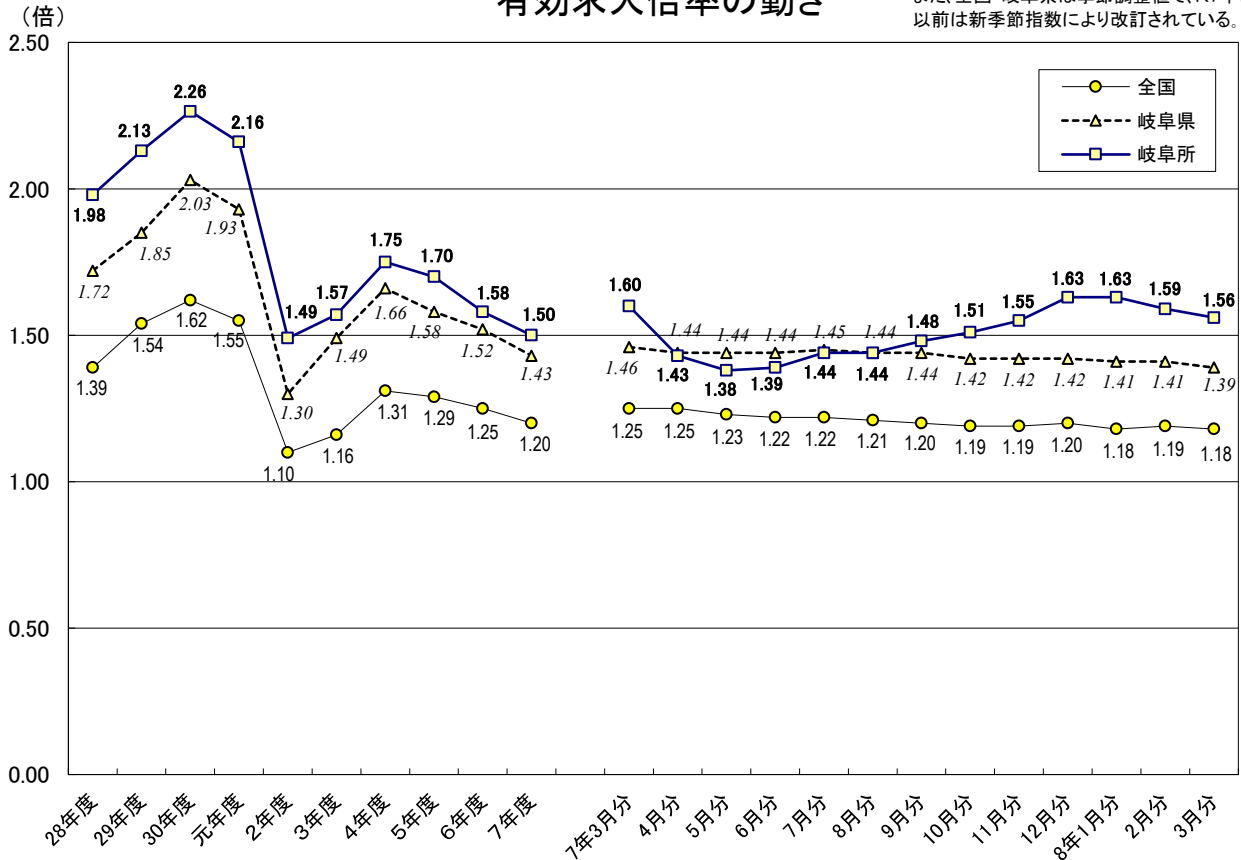
雇用保険関係指標から、雇用環境は引き続き減速傾向であるように感じられる。

岐阜公共職業安定所

ハローワーク ぎふ

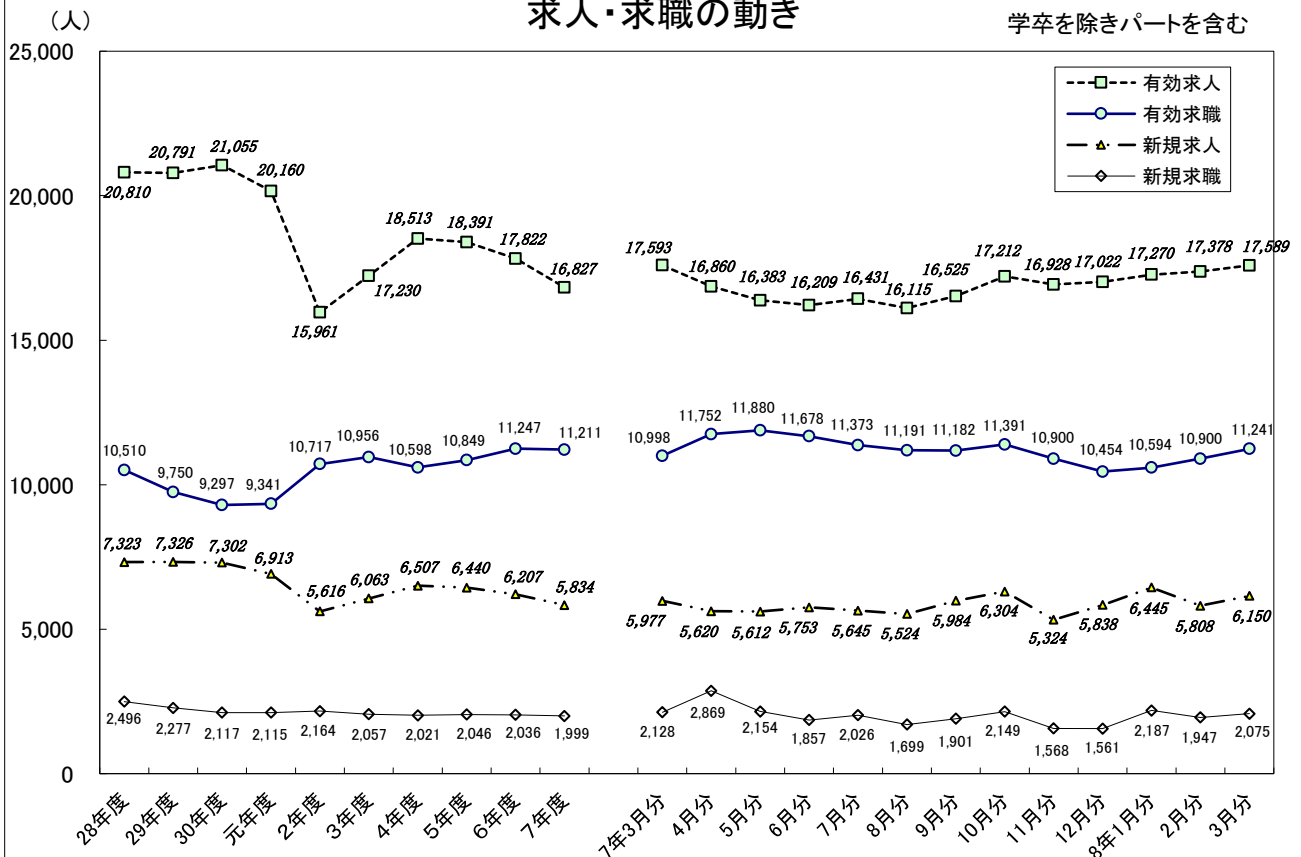
## 有効求人倍率の動き

数値は学卒を除きパートを含む。  
また、全国・岐阜県は季節調整値で、R7年12月以前は新季節指数により改訂されている。

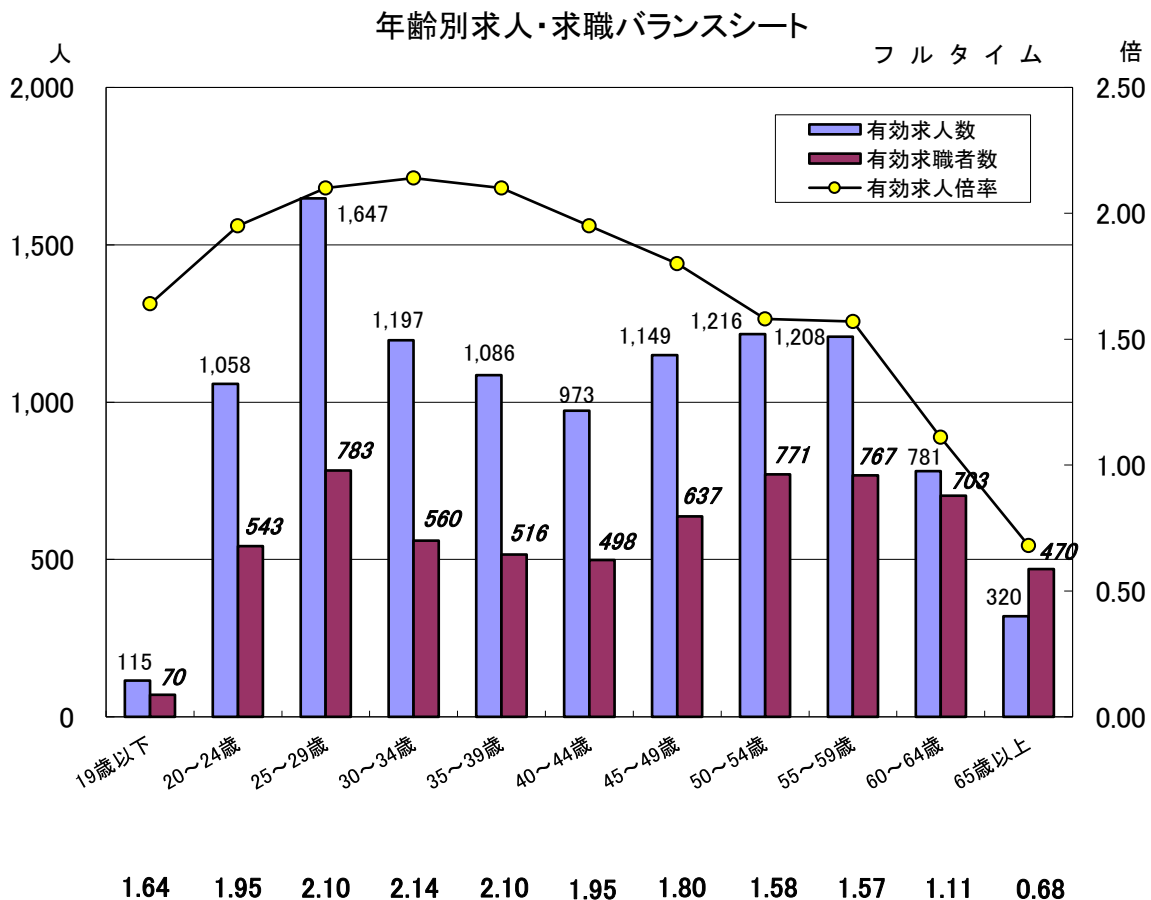
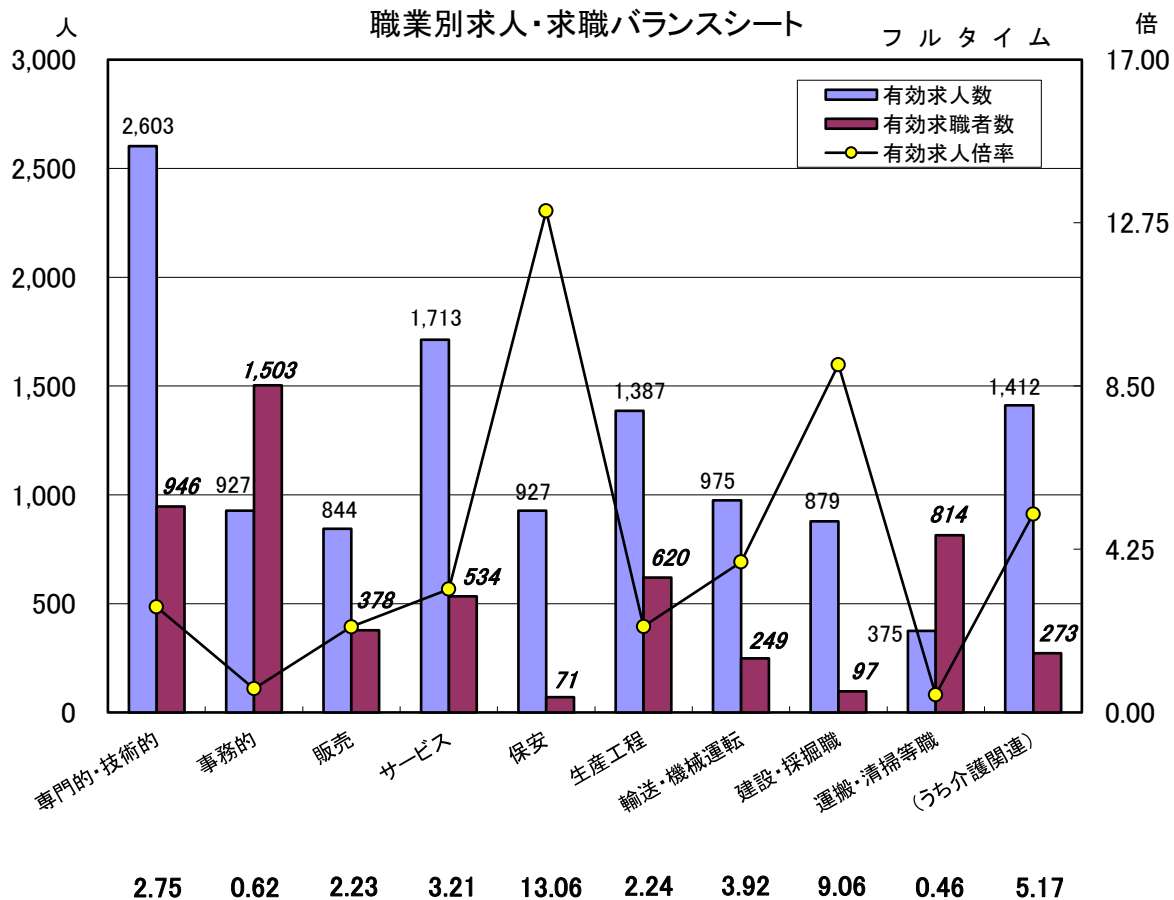


## 求人・求職の動き

学卒を除きパートを含む



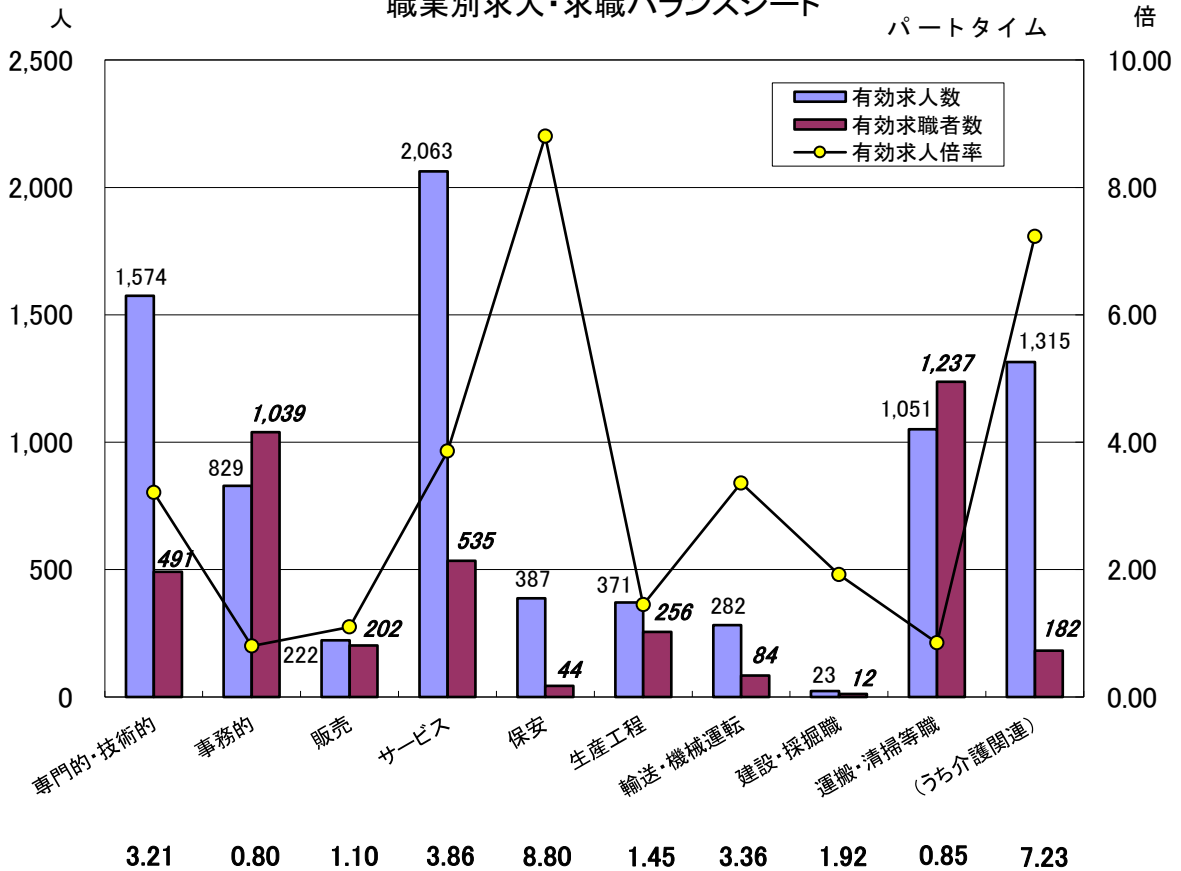
\*「有効求人人数」「有効求職者数」「新規求人人数」「新規求職者数」の年度分は月平均



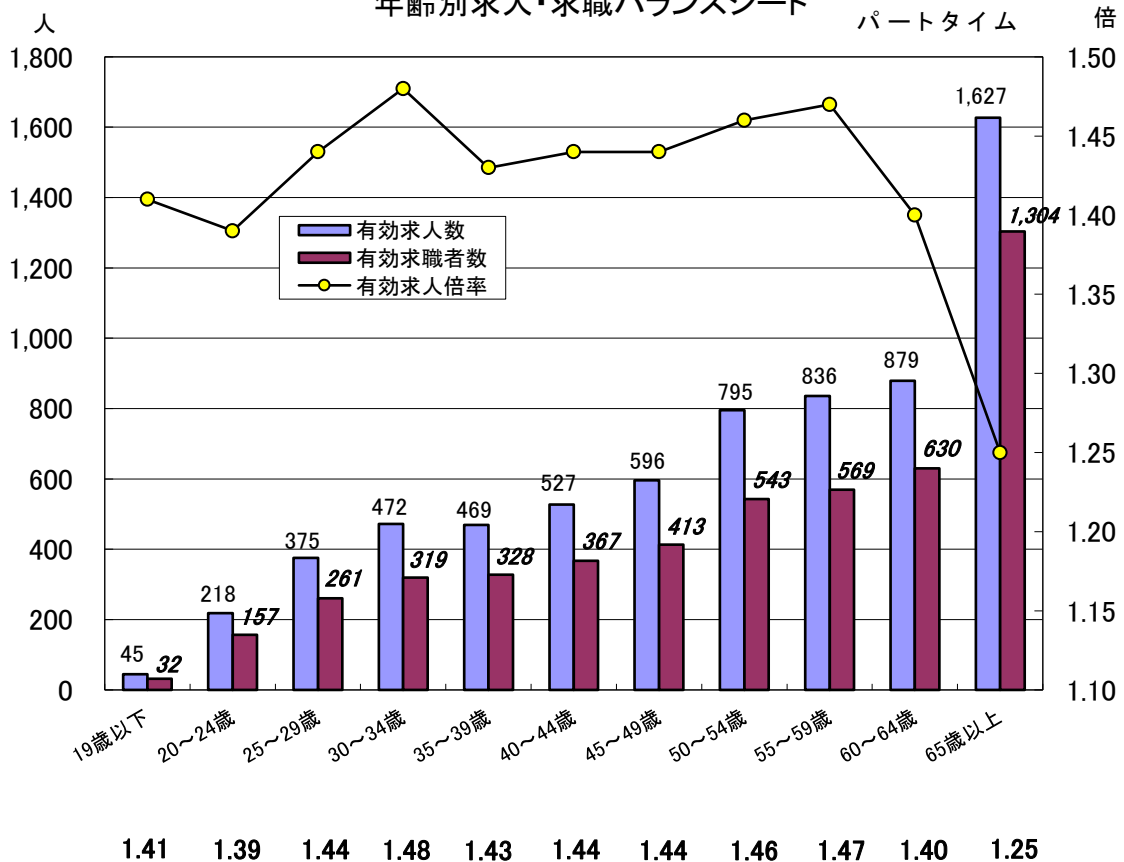
\*年齢別の「有効求人数」「有効求人倍率」は「就職機会積み上げ方式」による

\*介護関連の職業は、「専門・技術職」と「サービス職」の内数となります

### 職業別求人・求職バランスシート



### 年齢別求人・求職バランスシート



\*年齢別の「有効求人数」「有効求人倍率」は「就職機会積み上げ方式」による

\*介護関連の職業は、「専門・技術職」と「サービス職」の内数となります

# 業務主要指標 1 (求人関係)

岐阜公共職業安定所

項目		4月	5月	6月	7月	8月	9月	10月	11月	12月	1月	2月	3月	合計	月平均
新規求人数	5	6,215 [▲6.02]	6,210 [4.65]	6,553 [1.83]	6,119 [▲8.70]	6,008 [0.97]	6,496 [1.07]	6,546 [▲10.13]	6,044 [5.20]	6,808 [3.39]	6,876 [▲6.36]	7,031 [9.60]	6,377 [▲4.19]	77,283	6,440 [▲1.03]
	6	6,188 [▲0.43]	6,750 [8.70]	5,878 [▲10.30]	6,075 [▲0.72]	6,170 [2.70]	5,852 [▲9.91]	6,266 [▲4.28]	6,501 [7.56]	6,277 [▲7.80]	6,576 [▲4.36]	5,974 [▲15.03]	5,977 [▲6.27]	74,484	6,207 [▲3.62]
	7	5,620 [▲9.18]	5,612 [▲16.86]	5,753 [▲2.13]	5,645 [7.08]	5,524 [▲10.47]	5,984 [2.26]	6,304 [0.61]	5,324 [▲18.10]	5,838 [▲6.99]	6,445 [▲1.99]	5,808 [▲2.78]	6,150 [2.89]	70,007	5,834 [▲6.01]
フルタイム	5	3,794 [▲0.18]	3,875 [9.68]	3,923 [5.97]	3,765 [▲5.62]	3,615 [2.44]	3,855 [3.43]	3,823 [▲10.61]	3,614 [8.43]	4,044 [9.95]	3,964 [▲8.41]	4,129 [13.15]	3,756 [▲0.34]	46,157	3,846 [1.86]
	6	3,741 [▲1.40]	4,185 [8.00]	3,550 [▲9.51]	3,777 [0.32]	3,595 [▲0.55]	3,469 [▲10.01]	3,781 [▲1.10]	3,756 [3.93]	3,771 [▲6.75]	3,889 [▲1.89]	3,396 [▲17.75]	3,360 [▲10.54]	44,270	3,689 [▲4.09]
	4	3,421 [▲8.55]	3,265 [▲21.98]	3,474 [▲2.14]	3,466 [▲8.23]	3,312 [▲7.87]	3,766 [8.56]	3,864 [2.20]	3,572 [▲10.60]	3,358 [▲5.28]	3,778 [▲2.85]	3,397 [0.03]	3,819 [13.66]	42,492	3,541 [▲4.02]
パート	5	2,421 [▲13.90]	2,335 [▲2.75]	2,630 [▲3.77]	2,354 [▲13.23]	2,393 [▲1.16]	2,641 [▲2.19]	2,723 [▲9.44]	2,430 [0.75]	2,764 [▲4.92]	2,912 [▲3.42]	2,902 [4.92]	2,621 [▲9.21]	31,126	2,594 [▲5.03]
	6	2,447 [1.07]	2,565 [9.85]	2,328 [▲11.48]	2,298 [▲2.38]	2,575 [7.61]	2,383 [▲9.77]	2,485 [▲8.74]	2,745 [12.96]	2,506 [▲9.33]	2,687 [▲7.73]	2,578 [▲11.16]	2,617 [▲0.15]	30,214	2,518 [▲2.93]
	7	2,199 [▲10.13]	2,347 [▲8.50]	2,279 [▲2.10]	2,179 [▲5.18]	2,212 [▲14.10]	2,218 [▲6.92]	2,440 [▲1.81]	1,966 [▲28.38]	2,266 [▲9.58]	2,667 [▲0.74]	2,411 [▲6.48]	2,331 [▲10.93]	27,515	2,293 [▲8.93]
有効求人数	5	18,095 [0.24]	18,012 [0.80]	17,939 [▲0.41]	17,925 [▲1.45]	17,884 [▲1.64]	18,024 [▲1.73]	18,385 [3.39]	18,406 [▲0.32]	18,612 [▲0.29]	19,061 [0.40]	19,568 [1.94]	18,777 [▲2.03]	220,688	18,391 [▲0.66]
	6	18,195 [0.55]	18,118 [0.59]	17,570 [▲2.06]	17,653 [▲1.52]	17,507 [▲2.11]	17,143 [▲4.89]	17,396 [▲5.38]	17,890 [▲2.80]	18,186 [▲2.29]	18,631 [▲2.26]	17,976 [▲8.14]	17,593 [▲6.31]	213,858	17,822 [▲3.09]
	7	16,860 [▲7.34]	16,383 [▲9.58]	16,209 [▲7.75]	16,431 [▲6.92]	16,115 [▲7.95]	16,525 [▲3.60]	17,212 [▲1.06]	16,928 [▲5.38]	17,022 [▲6.40]	17,270 [▲7.31]	17,378 [▲3.33]	17,589 [▲0.02]	201,922	16,827 [▲5.58]
フルタイム	5	10,735 [2.98]	10,984 [5.61]	10,947 [4.11]	11,027 [2.20]	10,948 [1.46]	10,963 [1.24]	10,979 [▲2.17]	10,886 [0.94]	11,064 [2.71]	11,312 [1.95]	11,446 [2.26]	11,037 [▲2.05]	132,328	11,027 [1.72]
	6	10,869 [1.25]	10,957 [▲0.25]	10,676 [▲2.48]	10,831 [▲1.78]	10,645 [▲2.77]	10,242 [▲6.58]	10,390 [▲5.36]	10,647 [▲2.20]	10,827 [▲2.14]	11,120 [▲1.70]	10,511 [▲8.17]	10,180 [▲7.76]	127,895	10,658 [▲3.35]
	7	9,924 [▲8.69]	9,729 [▲11.21]	9,853 [7.71]	10,018 [7.51]	9,966 [▲6.38]	10,302 [0.59]	10,737 [3.34]	10,733 [0.81]	10,635 [▲1.77]	10,523 [5.37]	10,518 [0.07]	10,750 [5.60]	123,688	10,307 [▲3.29]
パート	5	7,360 [▲3.50]	7,028 [▲5.89]	6,992 [▲6.75]	6,898 [▲6.77]	6,936 [▲6.17]	7,061 [▲6.00]	7,406 [▲5.15]	7,520 [▲2.10]	7,548 [▲4.38]	7,749 [▲1.77]	8,122 [1.50]	7,740 [▲2.00]	88,360	7,363 [▲4.03]
	6	7,326 [▲0.46]	7,161 [1.89]	6,894 [▲1.40]	6,822 [▲1.10]	6,862 [▲1.07]	6,901 [▲2.27]	7,006 [▲5.40]	7,243 [3.68]	7,359 [▲2.50]	7,511 [3.07]	7,465 [▲8.09]	7,413 [▲4.22]	85,963	7,164 [▲2.71]
	7	6,936 [▲5.32]	6,654 [7.08]	6,356 [7.80]	6,413 [6.00]	6,149 [▲10.39]	6,223 [9.82]	6,475 [7.58]	6,195 [▲14.47]	6,387 [13.21]	6,747 [10.17]	6,860 [8.10]	6,839 [7.74]	78,234	6,520 [8.99]
充足数	5	645 [▲0.92]	733 [17.09]	672 [7.82]	576 [2.04]	586 [2.66]	644 [2.38]	647 [4.29]	639 [2.40]	597 [16.37]	488 [1.61]	760 [8.73]	770 [15.66]	7,757	646 [0.14]
	6	697 [8.06]	662 [▲9.69]	642 [▲4.46]	593 [2.95]	533 [▲9.04]	594 [7.76]	627 [3.09]	580 [9.23]	497 [16.75]	462 [5.33]	575 [24.34]	717 [6.88]	7,179	598 [7.45]
	7	712 [2.15]	642 [3.02]	567 [11.68]	582 [1.85]	465 [12.76]	530 [10.77]	605 [3.51]	471 [18.79]	480 [3.42]	428 [7.36]	523 [9.04]	674 [6.00]	6,679	557 [6.96]
フルタイム	5	306 [2.34]	350 [10.41]	331 [8.82]	291 [10.19]	313 [5.72]	324 [7.28]	349 [3.25]	314 [0.64]	316 [11.27]	223 [12.89]	375 [6.84]	332 [28.45]	3,824	319 [2.99]
	6	318 [3.92]	307 [12.29]	287 [13.29]	292 [0.34]	263 [15.97]	297 [8.33]	303 [13.18]	282 [10.19]	222 [29.75]	217 [2.69]	272 [27.47]	323 [2.71]	3,383	282 [11.53]
	7	297 [6.60]	282 [8.14]	256 [10.80]	261 [10.62]	223 [15.21]	255 [14.14]	291 [3.96]	236 [16.31]	225 [1.35]	210 [3.23]	227 [16.54]	284 [12.07]	3,047	254 [9.93]
パート	5	339 [3.69]	383 [23.95]	341 [6.83]	285 [7.95]	273 [1.11]	320 [2.14]	298 [11.83]	325 [4.17]	281 [22.71]	265 [10.42]	385 [10.63]	438 [2.45]	3,933	328 [3.39]
	6	379 [11.80]	355 [7.31]	355 [4.11]	301 [5.61]	270 [1.10]	297 [7.19]	324 [8.72]	298 [8.31]	275 [2.14]	245 [7.55]	303 [21.30]	394 [10.05]	3,796	316 [3.48]
	7	415 [9.50]	360 [1.41]	311 [12.39]	321 [6.64]	242 [10.37]	275 [7.41]	314 [3.09]	235 [21.14]	255 [7.27]	218 [11.02]	296 [2.31]	390 [1.02]	3,632	303 [4.32]

\*[ ]内は、対前年同月比(%)

## 業務主要指標 2 (求職関係 1)

岐阜公共職業安定所

項目		4月	5月	6月	7月	8月	9月	10月	11月	12月	1月	2月	3月	合計	月平均
新規求職申込件数	5	2,795 [8.84]	2,195 [0.97]	1,974 [▲4.04]	1,869 [1.25]	1,920 [0.10]	2,091 [5.87]	2,079 [3.02]	1,752 [▲1.79]	1,553 [6.30]	2,111 [▲1.81]	2,162 [1.65]	2,054 [▲5.65]	24,555	2,046 [1.24]
	6	2,925 [4.65]	2,242 [2.14]	1,838 [▲6.89]	2,018 [7.97]	1,948 [1.46]	2,071 [▲0.96]	2,062 [▲0.82]	1,719 [▲1.88]	1,482 [▲4.57]	2,131 [0.95]	1,868 [▲13.60]	2,128 [3.60]	24,432	2,036 [▲0.50]
	7	2,869 [▲1.91]	2,154 [▲3.93]	1,857 [1.03]	2,026 [0.40]	1,699 [▲12.78]	1,901 [▲8.21]	2,149 [4.22]	1,568 [▲8.78]	1,561 [5.33]	2,187 [2.63]	1,947 [4.23]	2,075 [▲2.49]	23,993	1,999 [▲1.80]
フルタイム	5	1,528 [13.19]	1,293 [5.64]	1,186 [▲6.47]	1,112 [▲4.06]	1,219 [1.84]	1,250 [3.56]	1,220 [2.95]	1,091 [1.39]	966 [2.66]	1,197 [▲8.77]	1,319 [1.23]	1,246 [▲4.23]	14,627	1,219 [0.72]
	6	1,501 [▲1.77]	1,259 [▲2.63]	1,093 [▲7.84]	1,176 [5.76]	1,172 [▲3.86]	1,170 [▲6.40]	1,201 [▲1.56]	1,012 [▲7.24]	900 [▲6.83]	1,270 [6.10]	1,060 [▲19.64]	1,257 [0.88]	14,071	1,173 [▲3.80]
	7	1,524 [1.53]	1,189 [▲5.56]	1,082 [▲1.01]	1,222 [3.91]	1,070 [▲8.70]	1,087 [▲7.09]	1,269 [5.66]	944 [▲6.72]	946 [5.11]	1,301 [2.44]	1,109 [4.62]	1,206 [▲4.06]	13,949	1,162 [▲0.87]
55歳以上	5	411 [4.58]	307 [0.33]	268 [▲6.62]	290 [16.00]	313 [17.67]	291 [18.78]	302 [▲4.13]	264 [0.76]	253 [14.48]	342 [11.76]	351 [6.04]	338 [7.64]	3,730	311 [6.69]
	6	432 [5.11]	339 [10.42]	302 [12.69]	295 [1.72]	330 [5.43]	291 [0.00]	297 [▲1.66]	266 [0.76]	256 [1.19]	324 [▲5.26]	309 [▲11.97]	376 [11.24]	3,817	318 [2.33]
	7	472 [9.26]	364 [7.37]	294 [▲2.65]	347 [17.63]	265 [▲19.70]	309 [6.19]	357 [20.20]	266 [0.00]	286 [11.72]	434 [33.95]	340 [10.03]	406 [7.98]	4,140	345 [8.46]
65歳以上	5	131 [11.97]	83 [▲10.75]	72 [2.86]	80 [77.78]	68 [3.03]	75 [41.51]	91 [10.98]	75 [10.29]	53 [6.00]	91 [▲5.21]	80 [▲8.05]	76 [▲11.63]	975	81 [6.79]
	6	117 [▲10.69]	105 [26.51]	80 [11.11]	74 [▲7.50]	79 [16.18]	77 [2.67]	73 [▲19.78]	72 [▲4.00]	58 [9.43]	81 [▲10.99]	75 [▲6.25]	112 [47.37]	1,003	84 [2.87]
	7	162 [38.46]	98 [▲6.67]	76 [▲5.00]	108 [45.95]	76 [▲3.80]	66 [▲14.29]	87 [19.18]	70 [▲2.78]	72 [24.14]	108 [33.33]	98 [30.67]	109 [▲2.68]	1,130	94 [12.66]
パート	5	1,267 [4.02]	902 [▲5.05]	788 [▲0.13]	757 [10.19]	701 [▲2.77]	841 [9.51]	859 [3.12]	661 [▲6.64]	587 [12.88]	914 [9.07]	843 [2.31]	808 [▲7.76]	9,928	827 [2.01]
	6	1,424 [12.39]	983 [8.98]	745 [▲5.46]	842 [11.23]	776 [10.70]	901 [7.13]	861 [0.23]	707 [6.96]	582 [▲0.85]	861 [▲5.80]	808 [▲4.15]	871 [7.80]	10,361	863 [4.36]
	7	1,345 [▲5.55]	965 [▲1.83]	775 [4.03]	804 [▲4.51]	629 [▲18.94]	814 [▲9.66]	880 [2.21]	624 [▲11.74]	615 [5.67]	886 [2.90]	838 [3.71]	869 [▲0.23]	10,044	837 [▲3.06]
55歳以上	5	774 [6.32]	503 [2.44]	397 [7.88]	375 [11.61]	347 [2.97]	402 [23.31]	437 [8.71]	364 [3.12]	320 [25.00]	478 [12.21]	434 [3.58]	446 [▲4.09]	5,277	440 [7.54]
	6	888 [14.73]	561 [11.53]	410 [3.27]	459 [22.40]	447 [28.82]	467 [16.17]	461 [5.49]	365 [0.27]	325 [1.56]	487 [1.88]	433 [▲0.23]	500 [12.11]	5,803	484 [9.97]
	7	877 [▲1.24]	548 [▲2.32]	419 [2.20]	481 [4.79]	349 [▲21.92]	408 [▲12.63]	505 [9.54]	361 [▲11.10]	343 [5.54]	525 [7.80]	480 [10.85]	514 [2.80]	5,810	484 [0.12]
65歳以上	5	541 [4.84]	329 [5.45]	253 [16.59]	226 [4.63]	204 [0.49]	257 [21.80]	282 [11.02]	240 [6.67]	188 [21.29]	289 [17.48]	266 [1.53]	297 [▲5.11]	3,372	281 [7.73]
	6	637 [17.74]	368 [11.85]	247 [▲2.37]	264 [16.81]	268 [31.37]	286 [11.28]	271 [▲3.90]	233 [▲2.92]	205 [9.04]	317 [9.69]	295 [10.90]	298 [0.34]	3,689	307 [9.40]
	7	606 [▲4.87]	352 [▲4.35]	259 [4.86]	287 [8.71]	218 [▲18.66]	276 [▲3.50]	337 [24.35]	218 [▲6.44]	201 [▲1.95]	344 [8.52]	300 [1.69]	317 [6.38]	3,715	310 [0.70]
雇用保険受給者 (フルタイムの内数)	5	572 [34.27]	428 [25.15]	366 [13.66]	357 [5.93]	367 [▲0.81]	384 [11.30]	427 [10.05]	351 [18.58]	292 [24.26]	344 [▲7.28]	368 [4.84]	363 [8.04]	4,619	385 [12.14]
	6	527 [▲7.87]	394 [▲7.94]	321 [▲12.30]	367 [2.80]	366 [▲0.27]	325 [▲15.36]	384 [▲10.07]	289 [▲17.66]	251 [▲14.04]	385 [11.92]	278 [▲24.46]	334 [▲7.99]	4,221	352 [▲8.62]
	7	513 [▲2.66]	378 [▲4.06]	309 [▲3.74]	410 [11.72]	350 [▲4.37]	340 [4.62]	452 [17.71]	280 [▲3.11]	242 [▲3.59]	389 [1.04]	306 [10.07]	344 [2.99]	4,313	359 [2.18]

\*[ ]内は、対前年同月比(%)

## 業務主要指標 3 (求職関係 2)

岐阜公共職業安定所

項目		4月	5月	6月	7月	8月	9月	10月	11月	12月	1月	2月	3月	合計	月平均
有効求職者数	5	11,248 [1.31]	11,464 [2.23]	11,260 [0.73]	10,837 [▲0.15]	10,726 [0.40]	10,895 [3.68]	11,026 [3.71]	10,725 [3.37]	10,195 [4.01]	10,238 [3.28]	10,694 [4.10]	10,880 [2.19]	130,188	10,849 [2.36]
	6	11,675 [3.80]	11,938 [4.13]	11,784 [4.65]	11,591 [6.96]	11,392 [6.21]	11,385 [4.50]	11,415 [3.53]	11,118 [3.66]	10,477 [2.77]	10,554 [3.09]	10,633 [▲0.57]	10,998 [1.08]	134,960	11,247 [3.67]
	7	11,752 [0.66]	11,880 [▲0.49]	11,678 [▲0.90]	11,373 [▲1.88]	11,191 [▲1.76]	11,182 [▲1.78]	11,391 [▲0.21]	10,900 [▲1.96]	10,454 [▲0.22]	10,594 [0.38]	10,900 [2.51]	11,241 [2.21]	134,536	11,211 [▲0.31]
フルタイム	5	6,356 [1.36]	6,458 [3.61]	6,358 [2.43]	6,191 [0.57]	6,238 [1.15]	6,351 [4.47]	6,370 [4.70]	6,186 [4.87]	5,899 [4.65]	5,905 [2.66]	6,183 [3.43]	6,277 [1.60]	74,772	6,231 [2.93]
	6	6,518 [2.55]	6,579 [1.87]	6,475 [1.84]	6,462 [4.38]	6,466 [3.66]	6,412 [0.96]	6,397 [0.42]	6,207 [0.34]	5,906 [0.12]	6,020 [1.95]	6,023 [▲2.59]	6,240 [▲0.59]	75,705	6,309 [1.25]
	7	6,495 [▲0.35]	6,501 [▲1.19]	6,371 [▲1.61]	6,384 [▲1.21]	6,404 [▲0.96]	6,359 [▲0.83]	6,498 [1.58]	6,200 [▲0.11]	5,951 [0.76]	6,089 [1.15]	6,212 [3.14]	6,318 [1.25]	75,782	6,315 [0.10]
55歳以上	5	1,649 [5.23]	1,661 [4.73]	1,616 [2.15]	1,579 [4.92]	1,596 [7.19]	1,630 [14.47]	1,624 [9.80]	1,549 [8.63]	1,504 [8.75]	1,555 [13.01]	1,649 [10.60]	1,698 [10.26]	19,310	1,609 [8.19]
	6	1,809 [9.70]	1,823 [9.75]	1,815 [12.31]	1,763 [11.65]	1,774 [11.15]	1,738 [6.63]	1,718 [5.79]	1,619 [4.52]	1,555 [3.39]	1,590 [2.25]	1,615 [▲2.06]	1,687 [▲0.65]	20,506	1,709 [6.19]
	7	1,809 [0.00]	1,823 [0.00]	1,792 [▲1.27]	1,776 [0.74]	1,711 [▲3.55]	1,716 [▲1.27]	1,768 [2.91]	1,708 [5.50]	1,674 [7.65]	1,784 [12.20]	1,857 [14.98]	1,940 [15.00]	21,358	1,780 [4.15]
65歳以上	5	442 [14.51]	450 [11.66]	441 [11.65]	394 [17.96]	380 [16.92]	386 [27.81]	370 [12.12]	369 [13.54]	366 [14.73]	378 [14.20]	389 [8.36]	401 [▲2.43]	4,766	397 [12.94]
	6	464 [4.98]	472 [4.89]	485 [9.98]	451 [14.47]	425 [11.84]	412 [6.74]	409 [10.54]	381 [3.25]	355 [▲3.01]	363 [▲3.97]	367 [▲5.66]	408 [1.75]	4,992	416 [4.74]
	7	471 [1.51]	481 [1.91]	456 [▲5.98]	417 [▲7.54]	396 [▲6.82]	387 [▲6.07]	382 [▲6.60]	382 [0.26]	380 [7.04]	399 [9.92]	434 [18.26]	470 [15.20]	5,055	421 [1.26]
パート	5	4,892 [1.24]	5,006 [0.50]	4,902 [▲1.39]	4,646 [▲1.09]	4,488 [▲0.62]	4,544 [2.60]	4,656 [2.37]	4,539 [1.41]	4,296 [3.15]	4,333 [4.13]	4,511 [5.03]	4,603 [3.00]	55,416	4,618 [1.61]
	6	5,157 [5.42]	5,359 [7.05]	5,309 [8.30]	5,129 [10.40]	4,926 [9.76]	4,973 [9.44]	5,018 [7.77]	4,911 [8.20]	4,571 [6.40]	4,534 [4.64]	4,610 [2.19]	4,758 [3.37]	59,255	4,938 [6.93]
	7	5,257 [1.94]	5,379 [0.37]	5,307 [▲0.04]	4,989 [▲2.73]	4,787 [▲2.82]	4,823 [▲3.02]	4,893 [▲2.49]	4,700 [▲4.30]	4,503 [▲1.49]	4,505 [▲0.64]	4,688 [1.69]	4,923 [3.47]	58,754	4,896 [▲0.85]
55歳以上	5	2,500 [7.57]	2,592 [6.80]	2,533 [5.37]	2,278 [5.90]	2,093 [4.44]	2,084 [7.76]	2,137 [6.74]	2,113 [4.97]	2,031 [7.63]	2,076 [7.90]	2,171 [9.87]	2,249 [5.54]	26,857	2,238 [6.67]
	6	2,725 [9.00]	2,878 [11.03]	2,834 [11.88]	2,670 [17.21]	2,499 [19.40]	2,492 [19.58]	2,470 [15.58]	2,405 [13.82]	2,234 [10.00]	2,228 [7.32]	2,263 [4.24]	2,373 [5.51]	30,071	2,506 [11.97]
	7	2,796 [2.61]	2,854 [▲0.83]	2,808 [▲0.92]	2,534 [▲5.09]	2,355 [▲5.76]	2,347 [▲5.82]	2,390 [▲3.24]	2,343 [▲2.58]	2,232 [▲0.09]	2,245 [0.76]	2,350 [3.84]	2,503 [5.48]	29,757	2,480 [▲1.04]
65歳以上	5	1,447 [10.97]	1,527 [10.25]	1,470 [8.33]	1,237 [11.95]	1,048 [8.04]	1,052 [12.15]	1,079 [9.65]	1,092 [11.20]	1,024 [9.75]	1,049 [9.50]	1,101 [11.32]	1,198 [6.02]	14,324	1,194 [9.89]
	6	1,602 [10.71]	1,699 [11.26]	1,649 [12.18]	1,443 [16.65]	1,259 [20.13]	1,245 [18.35]	1,225 [13.53]	1,206 [10.44]	1,097 [7.13]	1,116 [6.39]	1,154 [4.81]	1,218 [1.67]	15,913	1,326 [11.09]
	7	1,557 [▲2.81]	1,593 [▲6.24]	1,568 [▲4.91]	1,290 [▲10.60]	1,136 [▲9.77]	1,156 [▲7.15]	1,215 [▲0.82]	1,193 [▲1.08]	1,119 [2.01]	1,134 [1.61]	1,196 [3.64]	1,304 [7.06]	15,461	1,288 [▲2.84]
雇用保険受給者 (フルタイムの内数)	5	2,201 [3.72]	2,346 [11.24]	2,386 [11.65]	2,428 [12.30]	2,437 [9.97]	2,407 [7.99]	2,442 [9.31]	2,352 [8.59]	2,191 [11.96]	2,210 [9.03]	2,192 [8.73]	2,197 [7.17]	27,789	2,316 [9.30]
	6	2,300 [4.50]	2,362 [0.68]	2,384 [▲0.08]	2,435 [0.29]	2,423 [▲0.57]	2,357 [▲2.08]	2,341 [▲4.14]	2,247 [▲4.46]	2,145 [▲2.10]	2,180 [▲1.36]	2,107 [▲3.88]	2,135 [▲2.82]	27,416	2,285 [▲1.34]
	7	2,249 [▲2.22]	2,304 [▲2.46]	2,353 [▲1.30]	2,460 [1.03]	2,469 [1.90]	2,424 [2.84]	2,488 [6.28]	2,304 [2.54]	2,120 [▲1.17]	2,170 [▲0.46]	2,084 [▲1.09]	2,124 [▲0.52]	27,549	2,296 [0.49]

\*[ ]内は、対前年同月比(%)

## 業務主要指標 4 (紹介関係)

岐阜公共職業安定所

項目		4月	5月	6月	7月	8月	9月	10月	11月	12月	1月	2月	3月	合計	月平均
紹介件数	5	1,828 [▲1.24]	1,885 [1.89]	1,705 [▲7.14]	1,563 [▲7.41]	1,577 [▲3.37]	1,818 [0.28]	1,768 [▲8.68]	1,794 [2.46]	1,370 [0.51]	1,772 [0.00]	2,122 [2.56]	1,932 [▲15.93]	21,134	1,761 [▲3.32]
	6	1,817 [▲0.60]	1,819 [▲3.50]	1,703 [▲0.12]	1,648 [5.44]	1,350 [▲14.39]	1,735 [▲4.57]	1,732 [▲2.04]	1,464 [▲18.39]	1,185 [▲13.50]	1,712 [▲3.39]	1,904 [▲10.27]	1,841 [▲4.71]	19,910	1,659 [▲5.79]
	7	1,729 [▲4.84]	1,681 [▲7.59]	1,620 [▲4.87]	1,669 [1.27]	1,291 [▲4.37]	1,574 [▲9.28]	1,637 [▲5.48]	1,467 [0.20]	1,300 [9.70]	1,767 [3.21]	1,735 [▲8.88]	1,752 [▲4.83]	19,222	1,602 [▲3.46]
フルタイム	5	1,093 [▲4.12]	1,099 [▲0.09]	948 [▲16.03]	927 [▲13.85]	943 [▲7.55]	1,112 [▲1.77]	1,052 [▲8.92]	1,060 [▲3.55]	838 [▲5.63]	981 [▲2.58]	1,126 [▲4.74]	1,016 [▲27.64]	12,195	1,016 [▲8.53]
	6	965 [▲11.71]	995 [▲9.46]	986 [4.01]	962 [3.78]	787 [▲16.54]	954 [▲14.21]	923 [▲12.26]	803 [▲24.25]	674 [▲19.57]	935 [▲4.69]	890 [▲20.96]	965 [▲5.02]	10,839	903 [▲11.12]
	7	925 [▲4.15]	857 [▲13.87]	886 [▲10.14]	950 [▲1.25]	745 [▲5.34]	880 [▲7.76]	902 [▲2.28]	820 [2.12]	711 [5.49]	942 [0.75]	913 [2.58]	900 [▲6.74]	10,431	869 [▲3.76]
55歳以上	5	261 [11.06]	268 [4.28]	260 [28.71]	209 [▲2.79]	226 [4.63]	279 [21.83]	265 [15.72]	251 [11.56]	199 [11.17]	306 [31.33]	341 [12.91]	316 [0.64]	3,181	265 [12.17]
	6	293 [12.26]	282 [5.22]	244 [▲6.15]	232 [11.00]	199 [▲11.95]	252 [▲9.68]	193 [▲27.17]	221 [▲11.95]	158 [▲20.60]	240 [▲21.57]	244 [▲28.45]	313 [▲0.95]	2,871	239 [▲9.75]
	7	264 [▲9.90]	267 [▲5.32]	272 [11.48]	307 [32.33]	235 [18.09]	289 [14.68]	272 [40.93]	243 [9.95]	223 [41.14]	325 [35.42]	293 [20.08]	294 [▲6.07]	3,284	274 [14.39]
65歳以上	5	39 [0.00]	33 [▲21.43]	35 [12.90]	48 [33.33]	29 [▲21.62]	42 [110.00]	26 [▲36.96]	40 [0.00]	40 [48.15]	51 [24.39]	49 [13.95]	59 [43.90]	480	40 [11.89]
	6	45 [15.38]	54 [63.64]	46 [31.43]	42 [▲12.50]	19 [▲34.48]	44 [4.76]	26 [▲10.34]	43 [65.38]	20 [▲50.00]	48 [▲5.88]	43 [▲12.24]	59 [0.00]	489	41 [1.88]
	7	43 [▲4.44]	33 [▲38.89]	45 [▲2.17]	51 [21.43]	33 [73.68]	33 [▲25.00]	42 [61.54]	31 [▲27.91]	33 [65.00]	49 [2.08]	49 [13.95]	58 [▲1.69]	500	42 [2.25]
パート	5	735 [3.38]	786 [4.80]	757 [7.07]	636 [3.92]	634 [3.59]	706 [3.67]	716 [▲8.32]	734 [12.58]	532 [12.00]	791 [3.40]	996 [12.29]	916 [2.46]	8,939	745 [4.83]
	6	852 [15.92]	824 [4.83]	717 [▲5.28]	686 [7.86]	563 [▲11.20]	781 [10.62]	809 [12.99]	661 [▲9.95]	511 [▲3.95]	777 [▲1.77]	1,014 [1.81]	876 [▲4.37]	9,071	756 [1.48]
	7	804 [▲5.63]	824 [0.00]	734 [2.37]	719 [4.81]	546 [▲3.02]	694 [▲11.14]	735 [▲9.15]	647 [▲2.12]	589 [15.26]	825 [6.18]	822 [▲18.93]	852 [▲2.74]	8,791	733 [▲3.09]
55歳以上	5	400 [8.40]	409 [12.98]	381 [1.87]	359 [12.19]	332 [▲2.35]	328 [▲2.38]	391 [11.08]	357 [2.88]	291 [19.75]	464 [8.16]	541 [12.24]	506 [11.45]	4,759	397 [7.96]
	6	494 [23.50]	459 [12.22]	423 [11.02]	429 [19.50]	335 [0.90]	439 [33.84]	455 [16.37]	326 [▲8.68]	318 [9.28]	445 [▲4.09]	523 [▲3.33]	519 [2.57]	5,165	430 [8.53]
	7	474 [▲4.05]	508 [10.68]	440 [4.02]	413 [▲3.73]	312 [▲6.87]	380 [▲13.44]	419 [▲7.91]	361 [10.74]	338 [6.29]	475 [6.74]	489 [▲6.50]	501 [▲3.47]	5,110	426 [▲1.06]
65歳以上	5	196 [4.26]	198 [19.28]	216 [25.58]	178 [12.66]	168 [5.00]	172 [17.81]	165 [▲1.20]	175 [▲2.78]	154 [38.74]	249 [27.69]	252 [18.87]	262 [13.42]	2,385	199 [14.33]
	6	257 [31.12]	248 [25.25]	244 [12.96]	223 [25.28]	169 [0.60]	222 [29.07]	241 [46.06]	177 [1.14]	157 [1.95]	225 [▲9.64]	218 [▲13.49]	283 [8.02]	2,664	222 [11.70]
	7	261 [1.56]	268 [8.06]	221 [▲9.43]	192 [▲13.90]	148 [▲12.43]	194 [▲12.61]	224 [▲7.05]	187 [5.65]	183 [16.56]	236 [4.89]	233 [6.88]	251 [▲11.31]	2,598	217 [▲2.48]
雇用保険受給者 (フルタイムの内数)	5	324 [15.71]	305 [0.00]	256 [▲23.58]	263 [▲8.04]	276 [▲12.66]	315 [▲2.48]	345 [0.58]	325 [▲4.69]	242 [8.52]	309 [15.30]	354 [11.67]	311 [▲22.83]	3,625	302 [▲3.07]
	6	285 [▲12.04]	318 [4.26]	322 [25.78]	329 [25.10]	233 [▲15.58]	270 [▲14.29]	274 [▲20.58]	230 [▲29.23]	212 [▲12.40]	247 [▲20.06]	260 [▲26.55]	253 [▲18.65]	3,233	269 [▲10.81]
	7	290 [1.75]	273 [▲14.15]	326 [1.24]	326 [▲0.91]	258 [10.73]	311 [15.19]	327 [19.34]	277 [20.43]	227 [7.08]	266 [7.69]	264 [1.54]	247 [▲2.37]	3,392	283 [4.92]

\*[ ]内は、対前年同月比(%) \*学卒を除く

# 業務主要指標 5 (就職関係)

岐阜公共職業安定所

項目		4月	5月	6月	7月	8月	9月	10月	11月	12月	1月	2月	3月	合計	月平均
就職件数	5	561 [▲2.43]	622 [18.03]	575 [▲8.59]	500 [▲0.60]	477 [▲5.36]	558 [1.64]	577 [2.12]	558 [2.01]	514 [3.21]	422 [▲2.09]	654 [5.14]	642 [▲19.65]	6,660	555 [▲1.32]
	6	538 [▲4.10]	568 [▲8.68]	556 [▲3.30]	499 [▲0.20]	465 [▲2.52]	495 [▲11.29]	550 [▲4.68]	517 [▲7.35]	413 [▲19.65]	376 [▲10.90]	511 [▲21.87]	575 [▲10.44]	6,063	505 [▲8.96]
	7	606 [12.64]	534 [▲5.99]	505 [▲9.17]	485 [▲2.81]	397 [▲14.62]	456 [▲7.88]	519 [▲5.64]	436 [▲15.67]	433 [4.84]	357 [▲5.05]	475 [▲7.05]	612 [6.43]	5,815	485 [▲4.09]
フルタイム	5	263 [▲7.39]	286 [6.72]	268 [▲12.70]	240 [▲11.76]	246 [▲7.87]	280 [▲1.06]	306 [8.51]	282 [1.08]	268 [▲1.11]	189 [▲18.18]	313 [6.46]	283 [▲29.95]	3,224	269 [▲6.33]
	6	247 [▲6.08]	258 [▲9.79]	237 [▲11.57]	247 [2.92]	234 [▲4.88]	239 [▲14.64]	244 [▲20.26]	249 [▲11.70]	203 [▲24.25]	168 [▲11.11]	230 [▲26.52]	268 [▲5.30]	2,824	235 [▲12.41]
	7	256 [3.64]	214 [▲17.05]	229 [▲3.38]	226 [▲8.50]	199 [▲14.96]	208 [▲12.97]	247 [1.23]	209 [▲16.06]	197 [▲2.96]	172 [2.38]	221 [▲3.91]	270 [0.75]	2,648	221 [▲6.23]
55歳以上	5	66 [24.53]	69 [18.97]	68 [▲1.45]	56 [1.82]	55 [▲16.67]	64 [23.08]	80 [37.93]	77 [50.98]	65 [35.42]	42 [▲8.70]	76 [10.14]	82 [▲4.65]	800	67 [12.52]
	6	81 [22.73]	78 [13.04]	73 [7.35]	66 [17.86]	53 [▲3.64]	62 [▲3.13]	56 [▲30.00]	67 [▲12.99]	54 [▲16.92]	44 [4.76]	55 [▲27.63]	72 [▲12.20]	761	63 [▲4.88]
	7	70 [▲13.58]	71 [▲8.97]	77 [5.48]	58 [▲12.12]	62 [16.98]	67 [8.06]	74 [32.14]	65 [▲2.99]	55 [1.85]	48 [9.09]	69 [25.45]	89 [23.61]	805	67 [5.78]
65歳以上	5	16 [33.33]	16 [0.00]	15 [15.38]	10 [▲28.57]	11 [▲15.38]	9 [0.00]	16 [60.00]	14 [40.00]	7 [0.00]	9 [28.57]	14 [0.00]	6 [▲68.42]	143	12 [▲0.69]
	6	22 [37.50]	18 [12.50]	16 [6.67]	17 [70.00]	10 [▲9.09]	12 [33.33]	13 [▲18.75]	9 [▲35.71]	8 [14.29]	4 [▲55.56]	9 [▲35.71]	14 [133.33]	152	13 [6.29]
	7	15 [▲31.82]	17 [▲5.56]	16 [0.00]	14 [▲17.65]	13 [30.00]	10 [▲16.67]	13 [0.00]	10 [11.11]	11 [37.50]	9 [125.00]	8 [▲11.11]	19 [35.71]	155	13 [1.97]
パート	5	298 [2.41]	336 [29.73]	307 [▲4.66]	260 [12.55]	231 [▲2.53]	278 [4.51]	271 [▲4.24]	276 [2.99]	246 [8.37]	233 [16.50]	341 [3.96]	359 [▲9.11]	3,436	286 [3.90]
	6	291 [▲2.35]	310 [▲7.74]	319 [3.91]	252 [▲3.08]	231 [0.00]	256 [▲7.91]	306 [12.92]	268 [▲2.90]	210 [▲14.63]	208 [▲10.73]	281 [▲17.60]	307 [▲14.48]	3,239	270 [▲5.73]
	7	350 [20.27]	320 [3.23]	276 [▲13.48]	259 [2.78]	198 [▲14.29]	248 [▲3.13]	272 [▲11.11]	227 [▲15.30]	236 [12.38]	185 [▲11.06]	254 [▲9.61]	342 [11.40]	3,167	264 [▲2.22]
55歳以上	5	142 [3.65]	158 [36.21]	143 [▲9.49]	133 [27.88]	109 [▲3.54]	110 [▲15.38]	129 [6.61]	136 [7.09]	103 [▲2.83]	112 [12.00]	162 [22.73]	163 [▲10.44]	1,600	133 [4.85]
	6	137 [▲3.52]	142 [▲10.13]	152 [6.29]	127 [▲4.51]	116 [6.42]	122 [10.91]	158 [22.48]	130 [▲4.41]	103 [0.00]	108 [▲3.57]	136 [▲16.05]	169 [3.68]	1,600	133 [0.00]
	7	180 [31.39]	166 [16.90]	154 [1.32]	127 [0.00]	118 [1.72]	135 [10.66]	134 [▲15.19]	125 [▲3.85]	121 [17.48]	99 [▲8.33]	137 [0.74]	176 [4.14]	1,672	139 [4.50]
65歳以上	5	71 [7.58]	68 [15.25]	72 [▲4.00]	70 [32.08]	57 [29.55]	52 [▲17.46]	59 [15.69]	71 [10.94]	48 [▲11.11]	57 [21.28]	72 [46.94]	72 [▲18.18]	769	64 [7.85]
	6	68 [▲4.23]	72 [5.88]	70 [▲2.78]	68 [▲2.86]	61 [7.02]	46 [▲11.54]	67 [13.56]	63 [▲11.27]	49 [2.08]	45 [▲21.05]	68 [▲5.56]	88 [22.22]	765	64 [▲0.52]
	7	93 [36.76]	88 [22.22]	73 [4.29]	65 [▲4.41]	55 [▲9.84]	66 [43.48]	73 [8.96]	64 [1.59]	66 [34.69]	51 [13.33]	66 [▲2.94]	81 [▲7.95]	841	70 [9.93]
雇用保険受給者 (フルタイムの内数)	5	111 [6.73]	95 [15.85]	84 [▲16.83]	89 [17.11]	91 [▲6.19]	95 [▲6.86]	123 [10.81]	103 [▲3.74]	86 [▲1.15]	75 [▲8.54]	104 [28.40]	84 [▲32.26]	1,140	95 [▲1.21]
	6	78 [▲29.73]	98 [3.16]	98 [16.67]	85 [▲4.49]	91 [0.00]	88 [▲7.37]	83 [▲32.52]	98 [▲4.85]	76 [▲11.63]	62 [▲17.33]	74 [▲28.85]	94 [11.90]	1,025	85 [▲10.09]
	7	87 [11.54]	77 [▲21.43]	90 [▲8.16]	81 [▲4.71]	90 [▲1.10]	85 [▲3.41]	93 [12.05]	96 [▲2.04]	87 [14.47]	67 [8.06]	78 [5.41]	93 [▲1.06]	1,024	85 [▲0.10]

\*[ ]内は、対前年同月比(%) \*学卒を除く

## 業務主要指標 6 (適用・給付関係)

岐阜公共職業安定所

項目		4月	5月	6月	7月	8月	9月	10月	11月	12月	1月	2月	3月	合計	月平均	
適用	適用事業所数	5	15,334 [1.03]	15,329 [0.88]	15,344 [0.85]	15,374 [0.86]	15,396 [0.77]	15,291 [0.20]	15,307 [0.21]	15,312 [0.12]	15,308 [▲0.07]	15,283 [▲0.29]	15,217 [▲0.74]	15,207 [▲0.89]		15,309 [0.24]
		6	15,202 [▲0.86]	15,216 [▲0.74]	15,146 [▲1.29]	15,162 [▲1.38]	15,059 [▲2.19]	15,054 [▲1.55]	15,009 [▲1.95]	14,965 [▲2.27]	14,970 [▲2.21]	14,985 [▲1.95]	14,971 [▲1.62]	14,950 [▲1.69]		15,057 [▲1.64]
		7	14,949 [▲1.66]	14,962 [▲1.67]	14,981 [▲1.09]	15,006 [▲1.03]	15,010 [▲0.33]	14,846 [▲1.38]	14,865 [▲0.96]	14,870 [▲0.63]	14,830 [▲0.94]	14,851 [▲0.89]	14,845 [▲0.84]	14,870 [▲0.54]		14,907 [▲1.00]
	被保険者数	5	238,478 [▲0.21]	240,048 [▲0.36]	241,396 [▲0.19]	241,151 [▲0.34]	240,696 [▲0.44]	240,385 [▲0.43]	240,557 [▲0.00]	240,892 [▲0.01]	240,795 [0.05]	240,356 [0.23]	240,241 [0.23]	239,790 [0.24]		240,399 [▲0.10]
		6	241,082 [1.09]	241,796 [0.73]	242,140 [0.31]	242,013 [0.36]	241,563 [0.36]	240,900 [0.21]	240,514 [▲0.02]	240,714 [▲0.07]	240,821 [0.01]	240,073 [▲0.12]	239,959 [▲0.12]	239,809 [0.01]		240,949 [0.23]
		7	239,801 [▲0.53]	241,421 [▲0.16]	242,166 [0.01]	241,532 [▲0.20]	241,403 [▲0.07]	241,103 [0.08]	241,020 [0.21]	241,361 [0.27]	241,445 [0.26]	240,960 [0.37]	240,872 [0.38]	240,572 [0.32]		241,138 [0.08]
	離職票交付枚数	5	4,057 [6.07]	2,119 [▲2.57]	1,761 [▲0.23]	2,013 [1.40]	1,975 [1.27]	1,974 [9.30]	2,219 [3.45]	1,575 [▲0.82]	1,465 [▲2.40]	2,140 [7.38]	1,728 [2.61]	1,933 [▲6.35]	24,959	2,080 [3.44]
		6	4,082 [0.62]	2,219 [4.72]	1,699 [▲3.52]	2,099 [4.27]	1,857 [▲5.97]	1,991 [0.86]	2,202 [▲0.77]	1,616 [2.60]	1,424 [▲2.80]	2,101 [▲1.82]	1,671 [▲3.30]	1,942 [0.47]	24,903	2,075 [▲0.22]
		7	4,175 [2.28]	2,018 [▲9.06]	1,719 [1.18]	2,019 [▲3.81]	1,783 [▲3.98]	1,898 [▲4.67]	2,161 [▲1.86]	1,442 [▲10.77]	1,445 [1.47]	2,021 [▲3.81]	1,558 [▲6.76]	1,832 [▲5.66]	24,071	2,006 [▲3.34]
給付	受給資格決定件数	5	887 [19.38]	852 [14.36]	615 [▲0.32]	615 [4.24]	610 [0.83]	647 [8.74]	715 [14.58]	569 [▲4.85]	464 [16.00]	579 [1.58]	632 [8.03]	570 [▲3.88]	7,755	646 [6.74]
		6	925 [4.28]	909 [6.69]	592 [▲3.74]	658 [6.99]	637 [4.43]	644 [▲0.46]	659 [▲7.83]	574 [0.88]	453 [▲2.37]	585 [1.04]	527 [▲16.61]	606 [6.32]	7,769	647 [0.18]
		7	850 [▲8.11]	875 [▲3.74]	576 [▲2.70]	707 [7.45]	601 [▲5.65]	602 [▲6.52]	689 [4.55]	501 [▲12.72]	504 [11.26]	608 [3.93]	596 [13.09]	652 [7.59]	7,761	647 [▲0.10]
	初回受給者数	5	513 [▲9.20]	698 [25.09]	611 [▲1.29]	682 [24.45]	682 [30.15]	465 [▲13.57]	480 [3.67]	628 [18.71]	468 [2.41]	501 [▲3.65]	455 [9.64]	462 [0.65]	6,645	554 [7.26]
		6	581 [13.26]	844 [20.92]	498 [▲18.49]	781 [14.52]	526 [▲22.87]	472 [1.51]	608 [26.67]	545 [▲13.22]	458 [▲2.14]	495 [▲1.20]	442 [▲2.86]	425 [▲8.01]	6,675	556 [0.45]
		7	549 [▲5.51]	760 [▲9.95]	593 [19.08]	999 [27.91]	574 [9.13]	613 [29.87]	609 [0.16]	523 [▲4.04]	557 [21.62]	489 [▲1.21]	469 [6.11]	628 [47.76]	7,363	614 [10.31]
	受給者実人員	5	2,080 [0.19]	2,293 [7.50]	2,439 [7.02]	2,625 [9.33]	2,829 [12.71]	2,621 [3.97]	2,577 [9.24]	2,580 [9.18]	2,395 [7.21]	2,413 [6.11]	2,293 [7.30]	2,247 [4.56]		2,449 [7.13]
		6	2,305 [10.82]	2,621 [14.30]	2,573 [5.49]	2,934 [11.77]	2,814 [▲0.53]	2,758 [5.23]	2,770 [7.49]	2,612 [1.24]	2,544 [6.22]	2,568 [6.42]	2,364 [3.10]	2,306 [2.63]		2,597 [6.05]
		7	2,293 [▲0.52]	2,502 [▲4.54]	2,599 [1.01]	3,143 [7.12]	3,129 [11.19]	3,114 [12.91]	3,049 [10.07]	2,753 [5.40]	2,701 [6.17]	2,582 [0.55]	2,359 [▲0.21]	2,524 [9.45]		2,729 [5.07]
	支給額(万円)	5	23,753 [5.99]	27,791 [9.64]	30,624 [11.11]	29,822 [7.25]	39,444 [22.94]	32,624 [▲1.06]	31,895 [15.43]	32,615 [6.75]	27,865 [4.12]	33,768 [17.57]	29,447 [17.39]	28,211 [▲2.21]	367,859	30,655 [9.55]
		6	27,580 [16.11]	33,225 [19.55]	30,191 [▲1.41]	35,436 [18.83]	38,013 [▲3.63]	33,467 [2.58]	37,887 [18.78]	31,460 [▲3.54]	30,557 [9.66]	36,313 [7.54]	27,873 [▲5.35]	28,299 [0.31]	390,300	32,525 [6.10]
		7	30,115 [9.19]	32,855 [▲1.12]	30,742 [1.83]	41,870 [18.15]	40,437 [6.38]	41,135 [22.91]	42,668 [12.62]	33,915 [7.80]	35,254 [15.37]	37,233 [2.54]	29,362 [5.34]	33,100 [16.96]	428,686	35,724 [9.83]

\*[ ]内は、対前年同月比(%) \*「適用事業所数」及び「被保険者数」は、各月末現在における数値

# 業務主要指標 7 (諸比率 1)

岐阜公共職業安定所

項目		4月	5月	6月	7月	8月	9月	10月	11月	12月	1月	2月	3月	年度	備考	
新規求人倍率(倍)		5	2.22	2.83	3.32	3.27	3.13	3.11	3.15	3.45	4.38	3.26	3.25	3.10	3.15	
		6	2.12	3.01	3.20	3.01	3.17	2.83	3.04	3.78	4.24	3.09	3.20	2.81	3.05	
		7	1.96	2.61	3.10	2.79	3.25	3.15	2.93	3.40	3.74	2.95	2.98	2.96	2.92	
	フルタイム	5	2.48	3.00	3.31	3.39	2.97	3.08	3.13	3.31	4.19	3.31	3.13	3.01	3.16	
		6	2.49	3.32	3.25	3.21	3.07	2.96	3.15	3.71	4.19	3.06	3.20	2.67	3.15	
		7	2.24	2.75	3.21	2.84	3.10	3.46	3.04	3.56	3.78	2.90	3.06	3.17	3.05	
	パート	5	1.91	2.59	3.34	3.11	3.41	3.14	3.17	3.68	4.71	3.19	3.44	3.24	3.14	
		6	1.72	2.61	3.12	2.73	3.32	2.64	2.89	3.88	4.31	3.12	3.19	3.00	2.92	
		7	1.63	2.43	2.94	2.71	3.52	2.72	2.77	3.15	3.68	3.01	2.88	2.68	2.74	
有効求人倍率(倍)		5	1.61	1.57	1.59	1.65	1.67	1.65	1.67	1.72	1.83	1.86	1.83	1.73	1.70	
		6	1.56	1.52	1.49	1.52	1.54	1.51	1.52	1.61	1.74	1.77	1.69	1.60	1.58	
		7	1.43	1.38	1.39	1.44	1.44	1.48	1.51	1.55	1.63	1.63	1.59	1.56	1.50	
	フルタイム	5	1.69	1.70	1.72	1.78	1.76	1.73	1.72	1.76	1.88	1.92	1.85	1.76	1.77	
		6	1.67	1.67	1.65	1.68	1.65	1.60	1.62	1.72	1.83	1.85	1.75	1.63	1.69	
		7	1.53	1.50	1.55	1.57	1.56	1.62	1.65	1.73	1.79	1.73	1.69	1.70	1.63	
	パート	5	1.50	1.40	1.43	1.48	1.55	1.59	1.66	1.66	1.76	1.79	1.80	1.68	1.59	
		6	1.42	1.34	1.30	1.33	1.39	1.39	1.40	1.47	1.61	1.66	1.62	1.56	1.45	
		7	1.32	1.24	1.20	1.29	1.28	1.29	1.32	1.32	1.42	1.50	1.46	1.39	1.33	
紹介率(一般%)	雇用保険受給者以外	5	80.44	91.79	84.39	87.95	78.29	92.03	89.16	99.32	88.43	78.78	81.18	79.84	85.63	
		6	69.82	78.27	86.01	78.24	68.73	80.95	79.44	79.25	71.19	77.74	80.56	77.14	77.22	
		7	62.81	72.01	72.45	76.85	67.64	76.17	70.38	81.78	68.75	74.12	80.82	75.75	73.05	
	雇用保険受給者	5	56.64	71.26	69.95	73.67	75.20	82.03	80.80	92.59	82.88	89.83	96.20	85.67	78.48	
		6	54.08	80.71	100.31	89.65	63.66	83.08	71.35	79.58	84.46	64.16	93.53	75.75	76.59	
		7	56.53	72.22	105.50	79.51	73.71	91.47	72.35	98.93	93.80	68.38	86.27	71.80	78.65	
就職率(%)		5	20.07	28.34	29.13	26.75	24.84	26.69	27.75	31.85	33.10	19.99	30.25	31.26	27.12	
		6	18.39	25.33	30.25	24.73	23.87	23.90	26.67	30.08	27.87	17.64	27.36	27.02	24.82	
		7	21.12	24.79	27.19	23.94	23.37	23.99	24.15	27.81	27.74	16.32	24.40	29.49	24.24	
	フルタイム	5	17.21	22.12	22.60	21.58	20.18	22.40	25.08	25.85	27.74	15.79	23.73	22.71	22.04	
		6	16.46	20.49	21.68	21.00	19.97	20.43	20.32	24.60	22.56	13.23	21.70	21.32	20.07	
		7	16.80	18.00	21.16	18.49	18.60	19.14	19.46	22.14	20.82	13.22	19.93	22.39	18.98	
		55歳以上	5	16.06	22.48	25.37	19.31	17.57	21.99	26.49	29.17	25.69	12.28	21.65	24.26	21.45
			6	18.75	23.01	24.17	22.37	16.06	21.31	18.86	25.19	21.09	13.58	17.80	19.15	19.94
			7	14.83	19.51	26.19	16.71	23.40	21.68	20.73	24.44	19.23	11.06	20.29	21.92	19.44
	65歳以上	5	12.21	19.28	20.83	12.50	16.18	12.00	17.58	18.67	13.21	9.89	17.50	7.89	14.67	
		6	18.80	17.14	20.00	22.97	12.66	15.58	17.81	12.50	13.79	4.94	12.00	12.50	15.15	
		7	9.26	17.35	21.05	12.96	17.11	15.15	14.94	14.29	15.28	8.33	8.16	17.43	13.72	
	雇用保険受給者	5	19.41	22.20	22.95	24.93	24.80	24.74	28.81	29.34	29.45	21.80	28.26	23.14	24.68	
		6	14.80	24.87	30.53	23.16	24.86	27.08	21.61	33.91	30.28	16.10	26.62	28.14	24.28	
		7	16.96	20.37	29.13	19.76	25.71	25.00	20.58	34.29	35.95	17.22	25.49	27.03	23.74	
	パート	5	23.52	37.25	38.96	34.35	32.95	33.06	31.55	41.75	41.91	25.49	40.45	44.43	34.61	
		6	20.44	31.54	42.82	29.93	29.77	28.41	35.54	37.91	36.08	24.16	34.78	35.25	31.26	
		7	26.02	33.16	35.61	32.21	31.48	30.47	30.91	36.38	38.37	20.88	30.31	39.36	31.53	
		55歳以上	5	18.35	31.41	36.02	35.47	31.41	27.36	29.52	37.36	32.19	23.43	37.33	36.55	30.32
			6	15.43	25.31	37.07	27.67	25.95	26.12	34.27	35.62	31.69	22.18	31.41	33.80	27.57
			7	20.52	30.29	36.75	26.40	33.81	33.09	26.53	34.63	35.28	18.86	28.54	34.24	28.78
65歳以上	5	13.12	20.67	28.46	30.97	27.94	20.23	20.92	29.58	25.53	19.72	27.07	24.24	22.81		
	6	10.68	19.57	28.34	25.76	22.76	16.08	24.72	27.04	23.90	14.20	23.05	29.53	20.74		
	7	15.35	25.00	28.19	22.65	25.23	23.91	21.66	29.36	32.84	14.83	22.00	25.55	22.64		

\*「就職率」、「紹介率」については新規求職者に対する割合

## 業務主要指標 8 (諸比率 2)

岐阜公共職業安定所

項目		4月	5月	6月	7月	8月	9月	10月	11月	12月	1月	2月	3月	年度	備考	
岐阜県	充足率(%)	5	10.38	11.80	10.25	9.41	9.75	9.91	9.88	10.57	8.77	7.10	10.81	12.07	10.04	
		6	11.26	9.81	10.92	9.76	8.64	10.15	10.01	8.92	7.92	7.03	9.63	12.00	9.64	
		7	12.67	11.44	9.86	10.31	8.42	8.86	9.60	8.85	8.22	6.64	9.00	10.96	9.54	
	フルタイム	5	8.07	9.03	8.44	7.73	8.66	8.40	9.13	8.69	7.81	5.63	9.08	8.84	8.28	
		6	8.50	7.34	8.08	7.73	7.32	8.56	8.01	7.51	5.89	5.58	8.01	9.61	7.64	
		7	8.68	8.64	7.37	7.53	6.73	6.77	7.53	7.03	6.30	5.56	6.68	7.44	7.17	
	パート	5	14.00	16.40	12.97	12.11	11.41	12.12	10.94	13.37	10.17	9.10	13.27	16.71	12.64	
		6	15.49	13.84	15.25	13.10	10.49	12.46	13.04	10.86	10.97	9.12	11.75	15.06	12.56	
		7	18.87	15.34	13.65	14.73	10.94	12.40	12.87	11.95	11.25	8.17	12.28	16.73	13.20	
岐阜県	有効求人倍率(倍) (学卒及びパートを除く)	5	1.55	1.54	1.57	1.59	1.58	1.57	1.59	1.65	1.71	1.72	1.70	1.66	1.62	
		6	1.58	1.57	1.59	1.61	1.62	1.61	1.66	1.69	1.77	1.73	1.63	1.56	1.63	
		7	1.47	1.48	1.53	1.58	1.55	1.59	1.59	1.66	1.74	1.70	1.64	1.59	1.59	
	有効求人倍率(倍) (学卒を除きパートを含む)	5	1.58	1.59	1.58	1.58	1.58	1.57	1.59	1.56	1.55	1.56	1.58	1.58	1.58	季調値
		6	1.58	1.57	1.54	1.51	1.52	1.50	1.55	1.53	1.52	1.51	1.48	1.46	1.52	〃
		7	1.44	1.44	1.44	1.45	1.44	1.44	1.42	1.42	1.42	1.41	1.41	1.39	1.43	〃
	有効求人倍率(倍) (パート)	5	1.41	1.36	1.38	1.48	1.54	1.54	1.57	1.57	1.63	1.67	1.66	1.57	1.53	
		6	1.36	1.29	1.27	1.29	1.35	1.34	1.41	1.42	1.51	1.54	1.49	1.43	1.39	
		7	1.21	1.16	1.13	1.21	1.23	1.25	1.22	1.22	1.29	1.35	1.32	1.23	1.23	
	就職率(%) (フルタイム)	5	21.71	27.79	26.92	25.17	23.47	25.07	28.16	29.03	28.90	18.74	26.00	26.85	25.47	
		6	21.59	22.92	24.69	23.04	22.66	25.35	23.39	25.26	24.60	17.18	24.32	25.78	23.27	
		7	19.89	22.88	23.55	23.51	20.67	23.28	23.05	22.48	24.40	16.54	22.36	26.39	22.29	
就職率(%) (パート)	5	29.63	37.13	44.30	39.13	35.50	35.16	36.69	43.33	40.02	27.05	40.80	48.00	37.55		
	6	26.33	33.93	40.46	36.89	34.81	35.71	35.44	38.58	43.24	25.67	34.91	40.56	34.81		
	7	28.03	36.25	38.85	35.26	34.96	33.43	32.73	38.50	39.50	23.54	34.26	42.16	34.22		
全国	完全失業者数(万人)	5	179	176	174	179	183	178	177	179	174	172	182	179	178	季調値
		6	180	181	177	186	172	170	171	173	171	173	169	173	175	〃
		7	175	172	173	167	179	181	184	181	185	191	185	186	180	〃
	完全失業率(%)	5	2.6	2.5	2.5	2.6	2.6	2.6	2.5	2.6	2.5	2.5	2.6	2.6	2.6	季調値
		6	2.6	2.6	2.5	2.7	2.5	2.4	2.5	2.5	2.5	2.5	2.4	2.5	2.5	〃
		7	2.5	2.5	2.5	2.4	2.6	2.6	2.6	2.6	2.6	2.7	2.6	2.7	2.6	〃
有効求人倍率(倍) (学卒を除きパートを含む)	5	1.32	1.31	1.31	1.30	1.30	1.30	1.30	1.28	1.27	1.26	1.26	1.26	1.29	季調値	
	6	1.25	1.24	1.24	1.24	1.24	1.25	1.26	1.26	1.25	1.25	1.25	1.25	1.25	〃	
	7	1.25	1.23	1.22	1.22	1.21	1.20	1.19	1.19	1.20	1.18	1.19	1.18	1.20	〃	

\*「就職率」、「充足率」については、新規求職者数(あるいは新規求人数)に対する割合。

\*岐阜県「有効求人倍率」年度欄、全国「有効求人倍率」年度欄は実数値。

\*季節調整法はセンサス局法Ⅱ(X-12-ARIMA)による。なお、令和7年12月以前の数値は新季節指数により改訂されている。