

# 情報は **力** ちから

## 2025年1月号（12月内容）

### 今月の動き

新規求人数を対前年同月比で見ると、総数・フルタイム・パートタイムはそれぞれ2か月ぶりに減少した。

有効求人数を対前年同月比で見ると、総数・パートタイムはそれぞれ7か月連続減少し、フルタイムは8か月連続減少した。

新規求職者数を対前年同月比で見ると、総数・フルタイムはそれぞれ4か月・5か月連続減少し、パートタイムは6か月ぶりに減少した。

有効求職者数を対前年同月比で見ると、総数・フルタイム・パートタイムそれぞれ17か月・21か月・16か月連続増加した。

有効求職者を年齢別に見ると、50歳未満では減少傾向にあるものの、55歳以上では増加傾向が顕著である。

有効求人数の動向から募集を手控える動きが鮮明になりつつある一方で、有効求職者数の動向から高齢者を中心に滞留がさらに顕著になっている。

雇用保険の取扱状況を対前年同月比でみると、雇用保険適用事業所数は13か月連続減少し、雇用保険に加入する人数は3か月ぶりに増加した。

また、離職票の発行枚数は2か月ぶりに減少し、雇用保険の一般求職者給付の受給手続きをした者も2か月ぶりに減少し、雇用保険初回受給者数も2か月連続減少した。

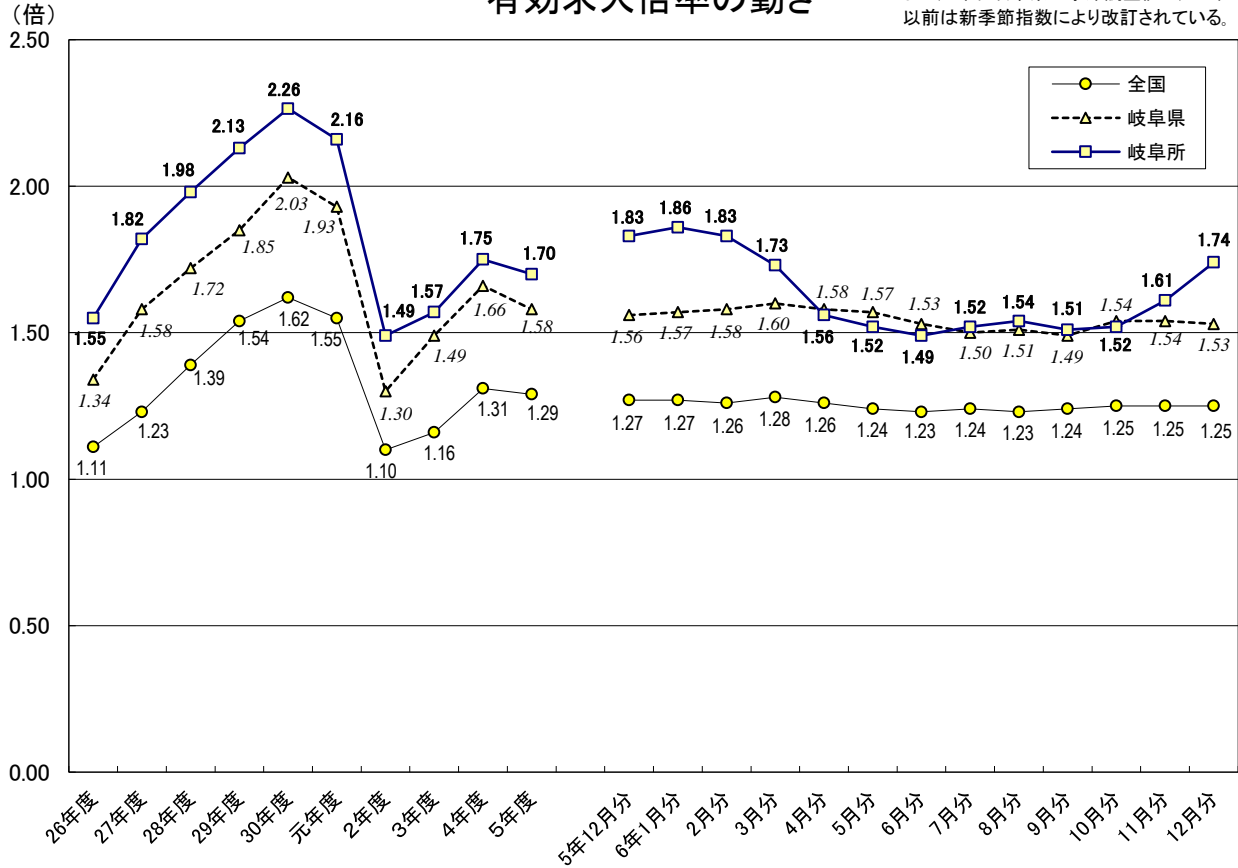
雇用保険関係指標から、雇用環境は足踏み状態に感じられる。

岐阜公共職業安定所

ハローワーク ぎふ

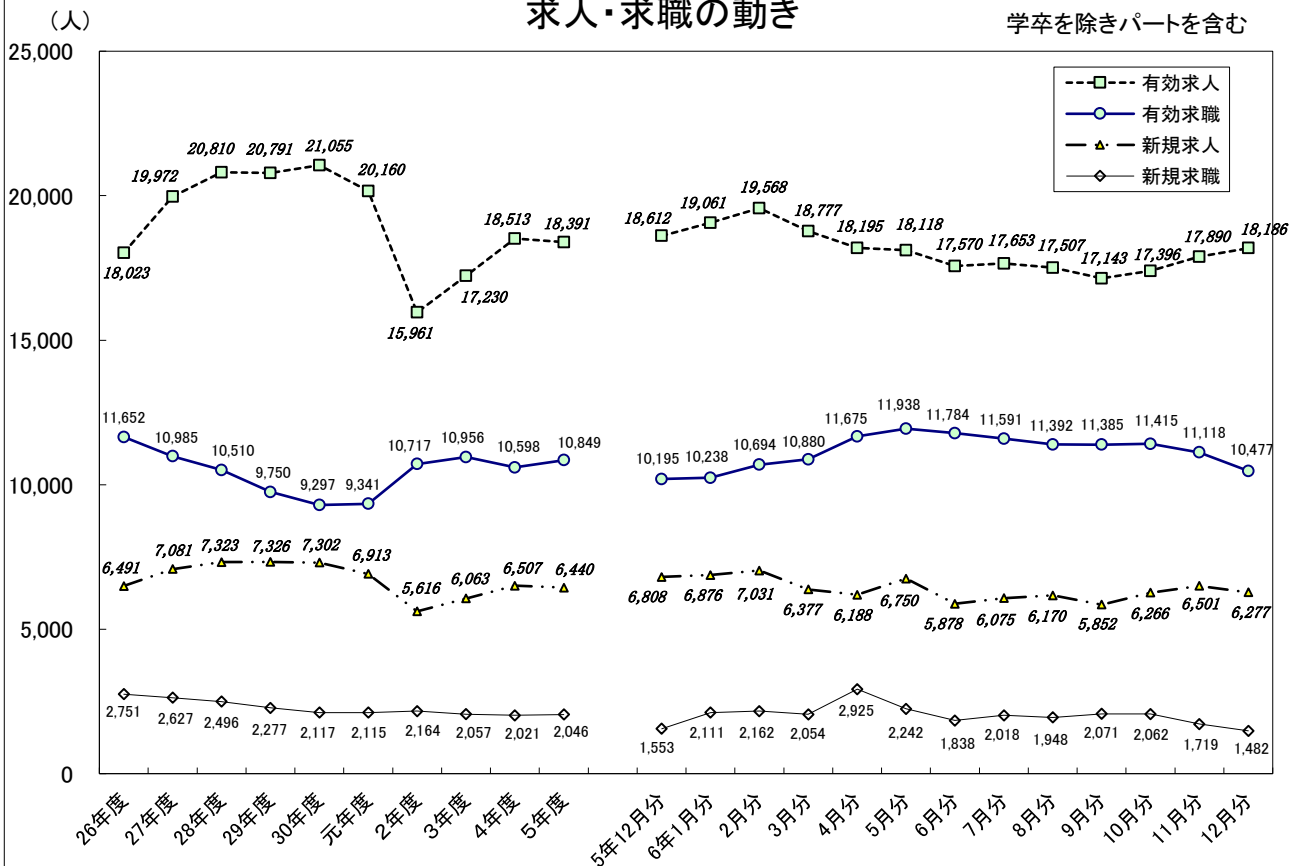
## 有効求人倍率の動き

数値は学卒を除きパートを含む。  
また、全国・岐阜県は季節調整値で、R5年12月以前は新季節指数により改訂されている。

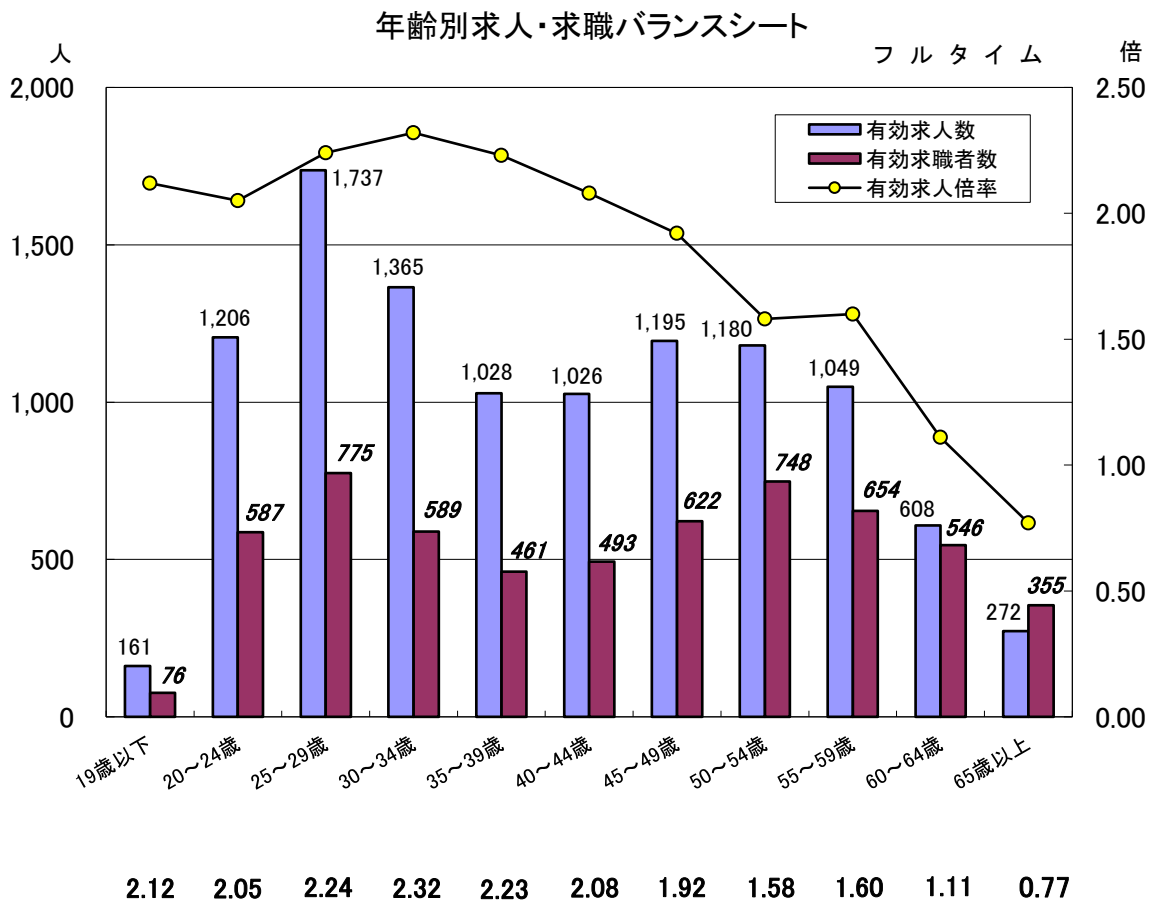
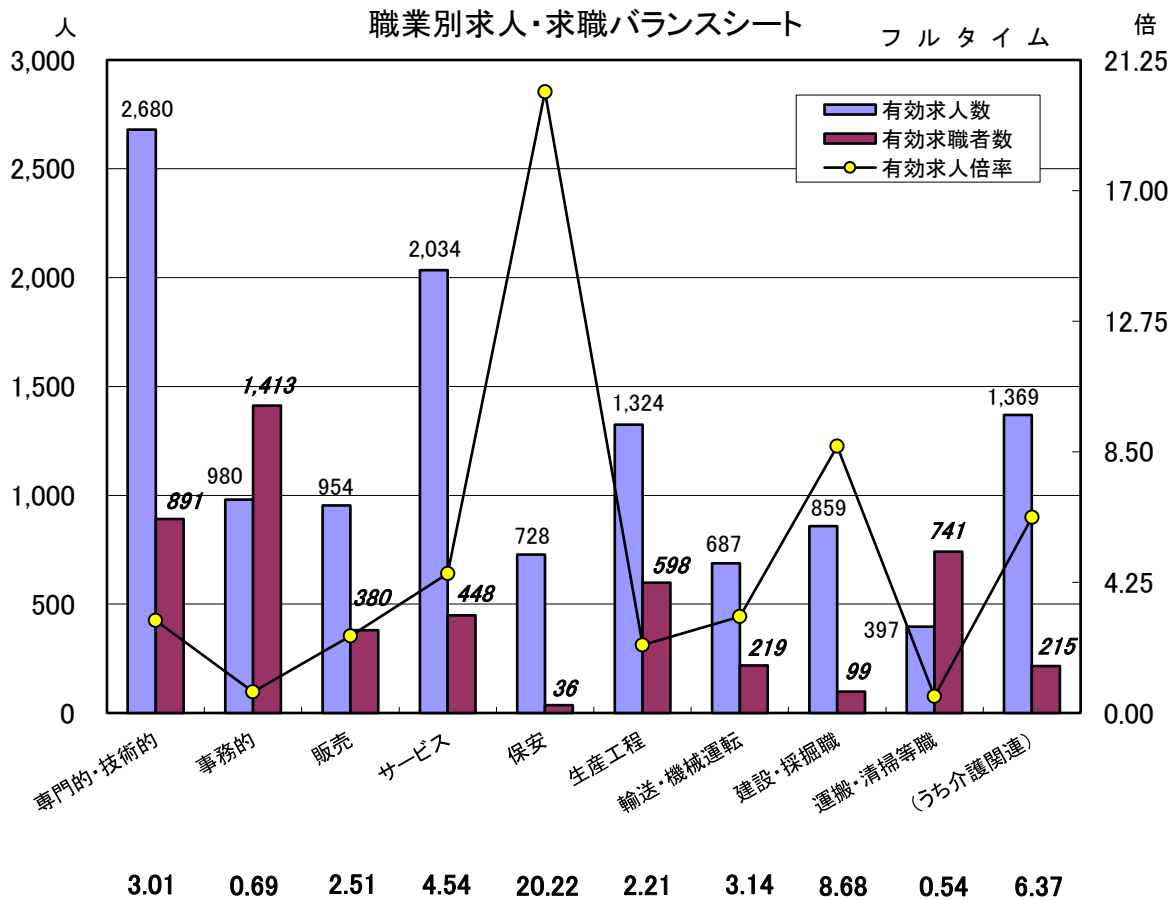


## 求人・求職の動き

学卒を除きパートを含む

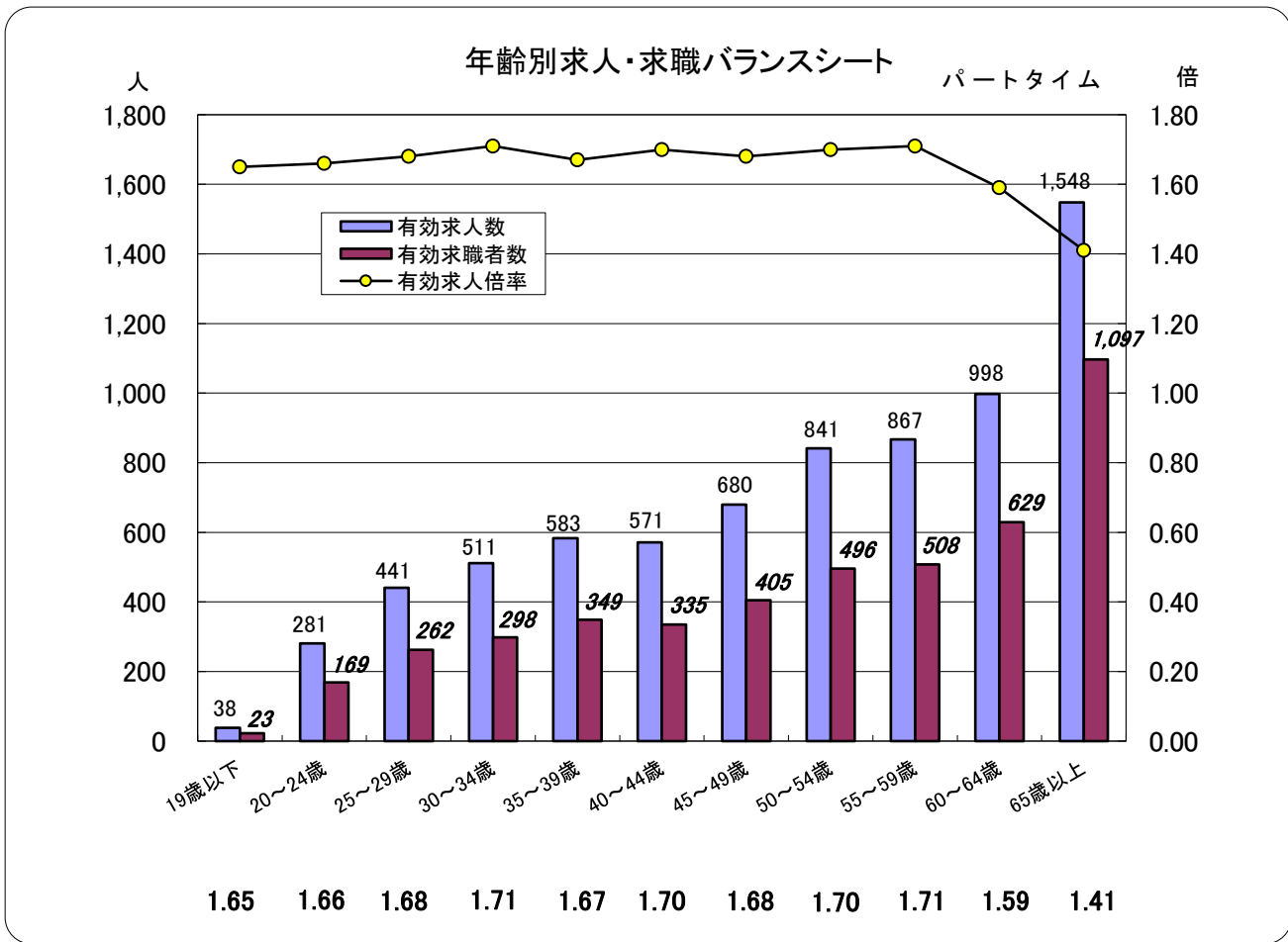
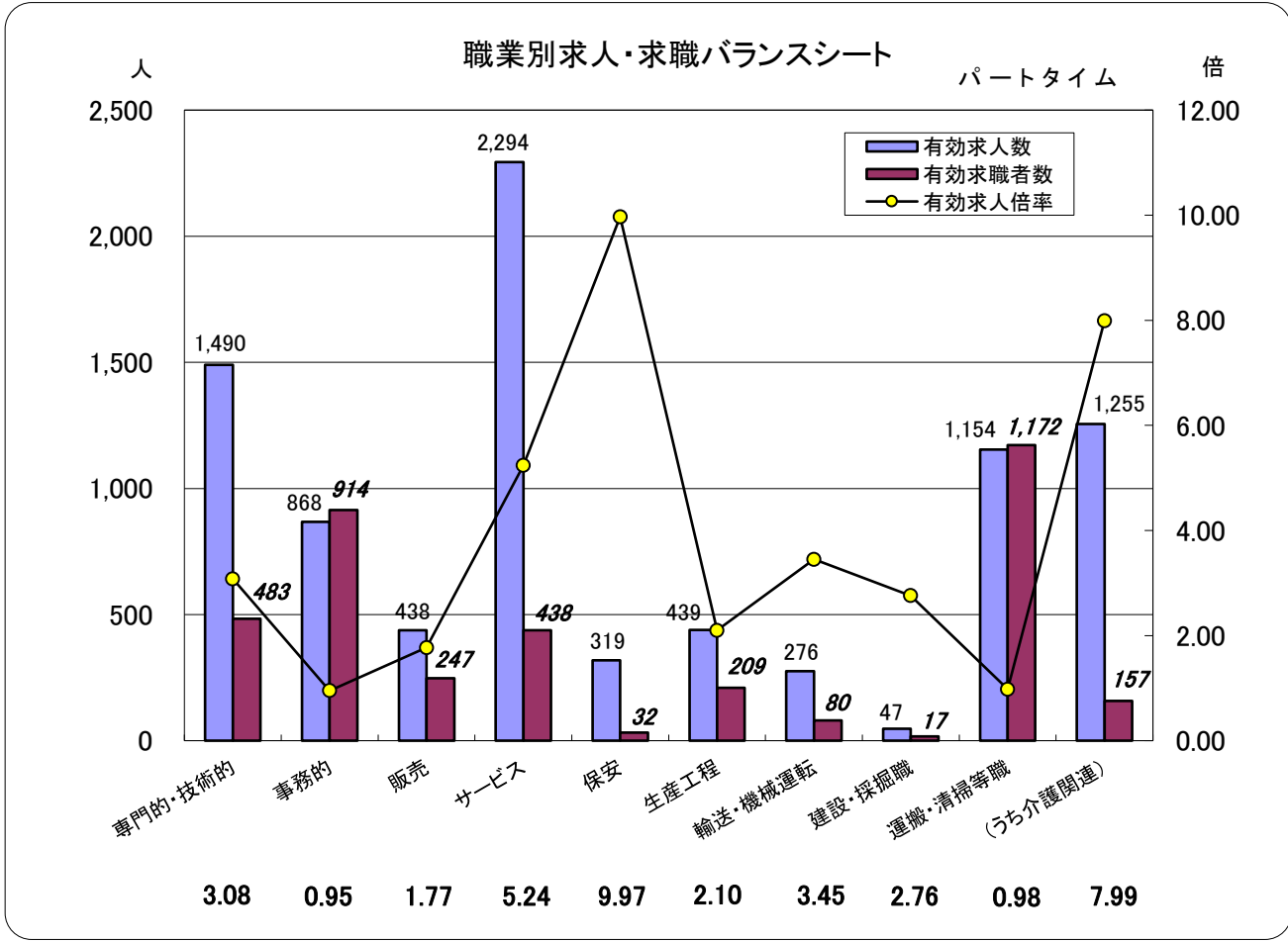


\*「有効求人人数」「有効求職者数」「新規求人人数」「新規求職者数」の年度分は月平均



\*年齢別の「有効求人数」「有効求人倍率」は「就職機会積み上げ方式」による

\*介護関連の職業は、「専門・技術職」と「サービス職」の内数となります



\*年齢別の「有効求人数」「有効求人倍率」は「就職機会積み上げ方式」による  
 \*介護関連の職業は、「専門・技術職」と「サービス職」の内数となります

# 業務主要指標 1 (求人関係)

岐阜公共職業安定所

項目		4月	5月	6月	7月	8月	9月	10月	11月	12月	1月	2月	3月	合計	月平均
新規求人数	4	6,613	5,934	6,435	6,702	5,950	6,427	7,284	5,745	6,585	7,343	6,415	6,656	78,089	6,507
		[13.90]	[7.36]	[5.79]	[13.04]	[8.95]	[▲1.29]	[12.53]	[2.66]	[9.71]	[5.19]	[5.95]	[5.15]		
		6,215	6,210	6,553	6,119	6,008	6,496	6,546	6,044	6,808	6,876	7,031	6,377	77,283	6,440
	5	[▲6.02]	[4.65]	[1.83]	[▲8.70]	[0.97]	[1.07]	[▲10.13]	[5.20]	[3.39]	[▲6.36]	[9.60]	[▲4.19]		
		6,188	6,750	5,878	6,075	6,170	5,852	6,266	6,501	6,277				55,957	6,217
		[▲0.43]	[8.70]	[▲10.30]	[▲0.72]	[2.70]	[▲9.91]	[▲4.28]	[7.56]	[▲7.80]					
	フルタイム	3,801	3,533	3,702	3,989	3,529	3,727	4,277	3,333	3,678	4,328	3,649	3,769	45,315	3,776
		[13.87]	[11.73]	[4.34]	[13.52]	[13.33]	[▲5.14]	[12.73]	[1.06]	[0.55]	[12.80]	[5.34]	[4.43]		
		3,794	3,875	3,923	3,765	3,615	3,855	3,823	3,614	4,044	3,964	4,129	3,756	46,157	3,846
5	[▲0.18]	[9.68]	[5.97]	[▲5.62]	[2.44]	[3.43]	[▲10.61]	[8.43]	[9.95]	[▲8.41]	[13.15]	[▲0.34]			
	3,741	4,185	3,550	3,777	3,595	3,469	3,781	3,756	3,771				33,625	3,736	
	[▲1.40]	[8.00]	[▲9.51]	[0.32]	[▲0.55]	[▲10.01]	[▲1.10]	[3.93]	[▲6.75]						
パート	2,812	2,401	2,733	2,713	2,421	2,700	3,007	2,412	2,907	3,015	2,766	2,887	32,774	2,731	
	[13.94]	[1.52]	[7.81]	[12.34]	[3.15]	[4.57]	[12.24]	[4.96]	[24.02]	[▲4.10]	[6.75]	[6.10]			
	2,421	2,335	2,630	2,354	2,393	2,641	2,723	2,430	2,764	2,912	2,902	2,621	31,126	2,594	
4	[▲13.90]	[▲2.75]	[▲3.77]	[▲13.23]	[▲1.16]	[▲2.19]	[▲9.44]	[0.75]	[▲4.92]	[▲3.42]	[4.92]	[▲9.21]			
	2,447	2,565	2,328	2,298	2,575	2,383	2,485	2,745	2,506				22,332	2,481	
	[1.07]	[9.85]	[▲11.48]	[▲2.38]	[7.61]	[▲9.77]	[▲8.74]	[12.96]	[▲9.33]						
有効求人数	4	18,051	17,869	18,013	18,189	18,182	18,341	19,031	18,466	18,666	18,985	19,195	19,166	222,154	18,513
		[10.11]	[9.44]	[8.65]	[9.78]	[9.37]	[6.12]	[8.14]	[5.26]	[7.91]	[5.65]	[4.74]	[5.02]		
		18,095	18,012	17,939	17,925	17,884	18,024	18,385	18,406	18,612	19,061	19,568	18,777	220,688	18,391
	5	[0.24]	[0.80]	[▲0.41]	[▲1.45]	[▲1.64]	[▲1.73]	[▲3.39]	[▲0.32]	[▲0.29]	[0.40]	[1.94]	[▲2.03]		
		18,195	18,118	17,570	17,653	17,507	17,143	17,396	17,890	18,186				159,658	17,740
		[0.55]	[0.59]	[▲2.06]	[▲1.52]	[▲2.11]	[▲4.89]	[▲5.38]	[▲2.80]	[▲2.29]					
	フルタイム	10,424	10,401	10,515	10,790	10,790	10,829	11,223	10,785	10,772	11,096	11,193	11,268	130,086	10,841
		[10.96]	[10.72]	[8.53]	[10.50]	[10.33]	[5.74]	[8.08]	[2.58]	[3.67]	[6.41]	[5.32]	[7.57]		
		10,735	10,984	10,947	11,027	10,948	10,963	10,979	10,886	11,064	11,312	11,446	11,037	132,328	11,027
4	[2.98]	[5.61]	[4.11]	[2.20]	[1.46]	[1.24]	[▲2.17]	[0.94]	[2.71]	[1.95]	[2.26]	[▲2.05]			
	10,869	10,957	10,676	10,831	10,645	10,242	10,390	10,647	10,827				96,084	10,676	
	[1.25]	[▲0.25]	[▲2.48]	[▲1.78]	[▲2.77]	[▲6.58]	[▲5.36]	[▲2.20]	[▲2.14]						
パート	7,627	7,468	7,498	7,399	7,392	7,512	7,808	7,681	7,894	7,889	8,002	7,898	92,068	7,672	
	[8.97]	[7.72]	[8.82]	[8.76]	[8.01]	[6.66]	[8.22]	[9.28]	[14.29]	[4.60]	[3.94]	[1.58]			
	7,360	7,028	6,992	6,898	6,936	7,061	7,406	7,520	7,548	7,749	8,122	7,740	88,360	7,363	
4	[▲3.50]	[▲5.89]	[▲6.75]	[▲6.77]	[▲6.17]	[▲6.00]	[▲5.15]	[▲2.10]	[▲4.38]	[▲1.77]	[1.50]	[▲2.00]			
	7,326	7,161	6,894	6,822	6,862	6,901	7,006	7,243	7,359				63,574	7,064	
	[▲0.46]	[1.89]	[▲1.40]	[▲1.10]	[▲1.07]	[▲2.27]	[▲5.40]	[▲3.68]	[▲2.50]						
充足数	4	651	626	729	588	602	629	676	624	513	496	699	913	7,746	646
		[▲20.71]	[▲2.64]	[0.55]	[▲5.31]	[11.07]	[▲7.23]	[3.05]	[▲4.88]	[▲10.94]	[▲6.42]	[2.49]	[6.16]		
		645	733	672	576	586	644	639	639	597	488	760	770	7,757	646
	5	[▲0.92]	[17.09]	[▲7.82]	[▲2.04]	[▲2.66]	[2.38]	[▲4.29]	[2.40]	[16.37]	[▲1.61]	[8.73]	[▲15.66]		
		697	662	642	593	533	594	627	580	497				5,425	603
		[8.06]	[▲9.69]	[▲4.46]	[2.95]	[▲9.04]	[▲7.76]	[▲3.09]	[▲9.23]	[▲16.75]					
	フルタイム	299	317	363	324	332	302	338	312	284	256	351	464	3,942	329
		[▲27.25]	[0.00]	[▲3.20]	[▲4.14]	[10.67]	[▲12.72]	[1.81]	[▲14.29]	[▲11.25]	[▲12.63]	[7.67]	[10.48]		
		306	350	331	291	313	324	349	314	316	223	375	332	3,824	319
4	[2.34]	[10.41]	[▲8.82]	[▲10.19]	[▲5.72]	[7.28]	[3.25]	[0.64]	[11.27]	[▲12.89]	[6.84]	[▲28.45]			
	318	307	287	292	263	297	303	282	222				2,571	286	
	[3.92]	[▲12.29]	[▲13.29]	[0.34]	[▲15.97]	[▲8.33]	[▲13.18]	[▲10.19]	[▲29.75]						
パート	352	309	366	264	270	327	338	312	229	240	348	449	3,804	317	
	[▲14.15]	[▲5.21]	[4.57]	[▲6.71]	[11.57]	[▲1.51]	[4.32]	[6.85]	[▲10.55]	[1.27]	[▲2.25]	[2.05]			
	339	383	341	285	273	320	298	325	281	265	385	438	3,933	328	
4	[▲3.69]	[23.95]	[▲6.83]	[7.95]	[1.11]	[▲2.14]	[▲11.83]	[4.17]	[22.71]	[10.42]	[10.63]	[▲2.45]			
	379	355	355	301	270	297	324	298	275				2,854	317	
	[11.80]	[▲7.31]	[4.11]	[5.61]	[▲1.10]	[▲7.19]	[8.72]	[▲8.31]	[▲2.14]						

\*[ ]内は、対前年同月比(%)

## 業務主要指標 2 (求職関係 1)

岐阜公共職業安定所

項目		4月	5月	6月	7月	8月	9月	10月	11月	12月	1月	2月	3月	合計	月平均
新規求職申込件数	4	2,568 [▲10.43]	2,174 [6.20]	2,057 [▲1.39]	1,846 [▲6.34]	1,918 [3.96]	1,975 [▲4.03]	2,018 [▲4.36]	1,784 [▲3.31]	1,461 [0.90]	2,150 [▲0.65]	2,127 [5.61]	2,177 [▲2.07]	24,255	2,021 [▲1.71]
	5	2,795 [8.84]	2,195 [0.97]	1,974 [▲4.04]	1,869 [1.25]	1,920 [0.10]	2,091 [5.87]	2,079 [3.02]	1,752 [▲1.79]	1,553 [6.30]	2,111 [▲1.81]	2,162 [1.65]	2,054 [▲5.65]	24,555	2,046 [1.24]
	6	2,925 [4.65]	2,242 [2.14]	1,838 [▲6.89]	2,018 [7.97]	1,948 [1.46]	2,071 [▲0.96]	2,062 [▲0.82]	1,719 [▲1.88]	1,482 [▲4.57]					18,305
フルタイム	4	1,350 [▲12.73]	1,224 [5.52]	1,268 [▲0.16]	1,159 [▲4.45]	1,197 [5.84]	1,207 [▲2.03]	1,185 [▲6.18]	1,076 [▲3.93]	941 [5.26]	1,312 [▲1.50]	1,303 [4.49]	1,301 [▲3.27]	14,523	1,210 [▲1.57]
	5	1,528 [13.19]	1,293 [5.64]	1,186 [▲6.47]	1,112 [▲4.06]	1,219 [1.84]	1,250 [3.56]	1,220 [2.95]	1,091 [1.39]	966 [2.66]	1,197 [▲8.77]	1,319 [1.23]	1,246 [▲4.23]	14,627	1,219 [0.72]
	6	1,501 [▲1.77]	1,259 [▲2.63]	1,093 [▲7.84]	1,176 [5.76]	1,172 [▲3.86]	1,170 [▲6.40]	1,201 [▲1.56]	1,012 [▲7.24]	900 [▲6.83]					10,484
55歳以上	4	393 [▲2.72]	306 [18.60]	287 [9.96]	250 [▲3.10]	266 [0.00]	245 [▲28.36]	315 [3.96]	262 [1.16]	221 [5.74]	306 [6.25]	331 [16.14]	314 [▲0.32]	3,496	291 [1.39]
	5	411 [4.58]	307 [0.33]	268 [▲6.62]	290 [16.00]	313 [17.67]	291 [18.78]	302 [▲4.13]	264 [0.76]	253 [14.48]	342 [11.76]	351 [6.04]	338 [7.64]	3,730	311 [6.69]
	6	432 [5.11]	339 [10.42]	302 [12.69]	295 [1.72]	330 [5.43]	291 [0.00]	297 [▲1.66]	266 [0.76]	256 [1.19]				2,808	312 [0.38]
65歳以上	4	117 [▲18.18]	93 [40.91]	70 [4.48]	45 [▲30.77]	66 [▲25.00]	53 [▲26.39]	82 [▲1.20]	68 [▲11.69]	50 [▲16.67]	96 [2.13]	87 [19.18]	86 [▲4.44]	913	76 [▲6.65]
	5	131 [11.97]	83 [▲10.75]	72 [2.86]	80 [77.78]	68 [3.03]	75 [41.51]	91 [10.98]	75 [10.29]	53 [6.00]	91 [▲5.21]	80 [▲8.05]	76 [▲11.63]	975	81 [6.79]
	6	117 [▲10.69]	105 [26.51]	80 [11.11]	74 [▲7.50]	79 [16.18]	77 [2.67]	73 [▲19.78]	72 [▲4.00]	58 [9.43]				735	82 [0.51]
パート	4	1,218 [▲7.73]	950 [7.10]	789 [▲3.31]	687 [▲9.37]	721 [0.98]	768 [▲7.02]	833 [▲1.65]	708 [▲2.34]	520 [▲6.14]	838 [0.72]	824 [7.43]	876 [▲0.23]	9,732	811 [▲1.93]
	5	1,267 [4.02]	902 [▲5.05]	788 [▲0.13]	757 [10.19]	701 [▲2.77]	841 [9.51]	859 [3.12]	661 [▲6.64]	587 [12.88]	914 [9.07]	843 [2.31]	808 [▲7.76]	9,928	827 [2.01]
	6	1,424 [12.39]	983 [8.98]	745 [▲5.46]	842 [11.23]	776 [10.70]	901 [7.13]	861 [0.23]	707 [6.96]	582 [▲0.85]				7,821	869 [5.04]
55歳以上	4	728 [▲1.89]	491 [16.35]	368 [▲2.39]	336 [▲10.40]	337 [▲4.80]	326 [▲45.12]	402 [4.15]	353 [▲1.94]	256 [▲2.66]	426 [1.43]	419 [14.48]	465 [6.16]	4,907	409 [▲3.73]
	5	774 [6.32]	503 [2.44]	397 [7.88]	375 [11.61]	347 [2.97]	402 [23.31]	437 [8.71]	364 [3.12]	320 [25.00]	478 [12.21]	434 [3.58]	446 [▲4.09]	5,277	440 [7.54]
	6	888 [14.73]	561 [11.53]	410 [3.27]	459 [22.40]	447 [28.82]	467 [16.17]	461 [5.49]	365 [0.27]	325 [1.56]				4,383	487 [10.74]
65歳以上	4	516 [4.88]	312 [13.04]	217 [▲12.50]	216 [▲8.47]	203 [▲10.57]	211 [▲8.66]	254 [1.20]	225 [▲4.66]	155 [▲6.63]	246 [▲12.77]	262 [17.49]	313 [9.44]	3,130	261 [▲0.76]
	5	541 [4.84]	329 [5.45]	253 [16.59]	226 [4.63]	204 [0.49]	257 [21.80]	282 [11.02]	240 [6.67]	188 [21.29]	289 [17.48]	266 [1.53]	297 [▲5.11]	3,372	281 [7.73]
	6	637 [17.74]	368 [11.85]	247 [▲2.37]	264 [16.81]	268 [31.37]	286 [11.28]	271 [▲3.90]	233 [▲2.92]	205 [9.04]				2,779	309 [9.89]
雇用保険受給者 (フルタイムの内数)	4	426 [▲23.52]	342 [▲2.84]	322 [▲9.55]	337 [▲5.60]	370 [16.35]	345 [▲4.43]	388 [4.86]	296 [2.78]	235 [▲6.00]	371 [3.06]	351 [18.58]	336 [2.44]	4,119	343 [▲1.76]
	5	572 [34.27]	428 [25.15]	366 [13.66]	357 [5.93]	367 [▲0.81]	384 [11.30]	427 [10.05]	351 [18.58]	292 [24.26]	344 [▲7.28]	368 [4.84]	363 [8.04]	4,619	385 [12.14]
	6	527 [▲7.87]	394 [▲7.94]	321 [▲12.30]	367 [2.80]	366 [▲0.27]	325 [▲15.36]	384 [▲10.07]	289 [▲17.66]	251 [▲14.04]				3,224	358 [▲6.94]

\*[ ]内は、対前年同月比(%)

### 業務主要指標 3 (求職関係 2)

岐阜公共職業安定所

項目		4月	5月	6月	7月	8月	9月	10月	11月	12月	1月	2月	3月	合計	月平均
有効求職者数	4	11,103 [▲5.95]	11,214 [▲4.37]	11,178 [▲2.27]	10,853 [▲1.68]	10,683 [▲2.32]	10,508 [▲3.92]	10,632 [▲3.35]	10,375 [▲4.06]	9,802 [▲4.56]	9,913 [▲3.67]	10,273 [▲1.19]	10,647 [▲1.53]	127,181	10,598 [▲3.26]
	5	11,248 [1.31]	11,464 [2.23]	11,260 [0.73]	10,837 [▲0.15]	10,726 [0.40]	10,895 [3.68]	11,026 [3.71]	10,725 [3.37]	10,195 [4.01]	10,238 [3.28]	10,694 [4.10]	10,880 [2.19]	130,188	10,849 [2.36]
	6	11,675 [3.80]	11,938 [4.13]	11,784 [4.65]	11,591 [6.96]	11,392 [6.21]	11,385 [4.50]	11,415 [3.53]	11,118 [3.66]	10,477 [2.77]				102,775	11,419 [5.26]
フルタイム	4	6,271 [▲8.32]	6,233 [▲6.37]	6,207 [▲3.87]	6,156 [▲3.21]	6,167 [▲2.94]	6,079 [▲4.06]	6,084 [▲4.28]	5,899 [▲6.02]	5,637 [▲5.15]	5,752 [▲4.83]	5,978 [▲1.95]	6,178 [▲2.37]	72,641	6,053 [▲4.48]
	5	6,356 [1.36]	6,458 [3.61]	6,358 [2.43]	6,191 [0.57]	6,238 [1.15]	6,351 [4.47]	6,370 [4.70]	6,186 [4.87]	5,899 [4.65]	5,905 [2.66]	6,183 [3.43]	6,277 [1.60]	74,772	6,231 [2.93]
	6	6,518 [2.55]	6,579 [1.87]	6,475 [1.84]	6,462 [4.38]	6,466 [3.66]	6,412 [0.96]	6,397 [0.42]	6,207 [0.34]	5,906 [0.12]				57,422	6,380 [2.39]
55歳以上	4	1,567 [▲7.50]	1,586 [▲4.57]	1,582 [▲0.25]	1,505 [0.67]	1,489 [▲0.60]	1,424 [▲24.46]	1,479 [▲4.33]	1,426 [▲5.75]	1,383 [▲4.29]	1,376 [▲3.03]	1,491 [3.04]	1,540 [4.27]	17,848	1,487 [▲4.39]
	5	1,649 [5.23]	1,661 [4.73]	1,616 [2.15]	1,579 [4.92]	1,596 [7.19]	1,630 [14.47]	1,624 [9.80]	1,549 [8.63]	1,504 [8.75]	1,555 [13.01]	1,649 [10.60]	1,698 [10.26]	19,310	1,609 [8.19]
	6	1,809 [9.70]	1,823 [9.75]	1,815 [12.31]	1,763 [11.65]	1,774 [11.15]	1,738 [6.63]	1,718 [5.79]	1,619 [4.52]	1,555 [3.39]				15,614	1,735 [7.81]
65歳以上	4	386 [▲13.26]	403 [▲10.04]	395 [0.51]	334 [▲0.89]	325 [▲5.80]	302 [▲17.71]	330 [▲11.76]	325 [▲10.96]	319 [▲5.90]	331 [0.00]	359 [6.85]	411 [18.10]	4,220	352 [▲4.70]
	5	442 [14.51]	450 [11.66]	441 [11.65]	394 [17.96]	380 [16.92]	386 [27.81]	370 [12.12]	369 [13.54]	366 [14.73]	378 [14.20]	389 [8.36]	401 [▲2.43]	4,766	397 [12.94]
	6	464 [4.98]	472 [4.89]	485 [9.98]	451 [14.47]	425 [11.84]	412 [6.74]	409 [10.54]	381 [3.25]	355 [▲3.01]				3,854	428 [7.82]
パート	4	4,832 [▲2.70]	4,981 [▲1.74]	4,971 [▲0.20]	4,697 [0.38]	4,516 [▲1.46]	4,429 [▲3.74]	4,548 [▲2.09]	4,476 [▲1.34]	4,165 [▲3.74]	4,161 [▲2.02]	4,295 [▲0.12]	4,469 [▲0.33]	54,540	4,545 [▲1.59]
	5	4,892 [1.24]	5,006 [0.50]	4,902 [▲1.39]	4,646 [▲1.09]	4,488 [▲0.62]	4,544 [2.60]	4,656 [2.37]	4,539 [1.41]	4,296 [3.15]	4,333 [4.13]	4,511 [5.03]	4,603 [3.00]	55,416	4,618 [1.61]
	6	5,157 [5.42]	5,359 [7.05]	5,309 [8.30]	5,129 [10.40]	4,926 [9.76]	4,973 [9.44]	5,018 [7.77]	4,911 [8.20]	4,571 [6.40]				45,353	5,039 [9.12]
55歳以上	4	2,324 [▲1.61]	2,427 [▲0.61]	2,404 [1.43]	2,151 [0.80]	2,004 [▲3.84]	1,934 [▲6.66]	2,002 [▲3.14]	2,013 [▲0.89]	1,887 [▲1.97]	1,924 [1.64]	1,976 [4.05]	2,131 [6.18]	25,177	2,098 [▲0.43]
	5	2,500 [7.57]	2,592 [6.80]	2,533 [5.37]	2,278 [5.90]	2,093 [4.44]	2,084 [7.76]	2,137 [6.74]	2,113 [4.97]	2,031 [7.63]	2,076 [7.90]	2,171 [9.87]	2,249 [5.54]	26,857	2,238 [6.67]
	6	2,725 [9.00]	2,878 [11.03]	2,834 [11.88]	2,670 [17.21]	2,499 [19.40]	2,492 [19.58]	2,470 [15.58]	2,405 [13.82]	2,234 [10.00]				23,207	2,579 [15.21]
65歳以上	4	1,304 [5.33]	1,385 [4.37]	1,357 [6.35]	1,105 [5.74]	970 [▲3.87]	938 [▲7.22]	984 [▲2.96]	982 [▲2.58]	933 [▲2.00]	958 [1.70]	989 [6.34]	1,130 [7.52]	13,035	1,086 [1.81]
	5	1,447 [10.97]	1,527 [10.25]	1,470 [8.33]	1,237 [11.95]	1,048 [8.04]	1,052 [12.15]	1,079 [9.65]	1,092 [11.20]	1,024 [9.75]	1,049 [9.50]	1,101 [11.32]	1,198 [6.02]	14,324	1,194 [9.89]
	6	1,602 [10.71]	1,699 [11.26]	1,649 [12.18]	1,443 [16.65]	1,259 [20.13]	1,245 [18.35]	1,225 [13.53]	1,206 [10.44]	1,097 [7.13]				12,425	1,381 [15.66]
雇用保険受給者 (フルタイムの内数)	4	2,122 [▲19.68]	2,109 [▲20.11]	2,137 [▲20.82]	2,162 [▲16.65]	2,216 [▲12.72]	2,229 [▲10.80]	2,234 [▲11.66]	2,166 [▲12.80]	1,957 [▲16.40]	2,027 [▲13.71]	2,016 [▲10.08]	2,050 [▲7.70]	25,425	2,119 [▲14.62]
	5	2,201 [3.72]	2,346 [11.24]	2,386 [11.65]	2,428 [12.30]	2,437 [9.97]	2,407 [7.99]	2,442 [9.31]	2,352 [8.59]	2,191 [11.96]	2,210 [9.03]	2,192 [8.73]	2,197 [7.17]	27,789	2,316 [9.30]
	6	2,300 [4.50]	2,362 [0.68]	2,384 [▲0.08]	2,435 [0.29]	2,423 [▲0.57]	2,357 [▲2.08]	2,341 [▲4.14]	2,247 [▲4.46]	2,145 [▲2.10]				20,994	2,333 [0.73]

\*[ ]内は、対前年同月比(%)

## 業務主要指標 4 (紹介関係)

岐阜公共職業安定所

項目		4月	5月	6月	7月	8月	9月	10月	11月	12月	1月	2月	3月	合計	月平均
紹介件数	4	1,851 [▲24.94]	1,850 [▲14.43]	1,836 [▲15.59]	1,688 [▲12.90]	1,632 [▲7.80]	1,813 [▲5.77]	1,936 [▲2.42]	1,751 [▲6.71]	1,363 [▲7.91]	1,772 [▲8.23]	2,069 [2.12]	2,298 [5.32]	21,859	1,822 [▲8.60]
	5	1,828 [▲1.24]	1,885 [1.89]	1,705 [▲7.14]	1,563 [▲7.41]	1,577 [▲3.37]	1,818 [0.28]	1,768 [▲8.68]	1,794 [2.46]	1,370 [0.51]	1,772 [0.00]	2,122 [2.56]	1,932 [▲15.93]	21,134	1,761 [▲3.32]
	6	1,817 [▲0.60]	1,819 [▲3.50]	1,703 [▲0.12]	1,648 [5.44]	1,350 [▲14.39]	1,735 [▲4.57]	1,732 [▲2.04]	1,464 [▲18.39]	1,185 [▲13.50]					14,453
フルタイム	4	1,140 [▲24.15]	1,100 [▲18.09]	1,129 [▲16.86]	1,076 [▲16.98]	1,020 [▲9.57]	1,132 [0.18]	1,155 [▲7.38]	1,099 [▲8.11]	888 [▲8.17]	1,007 [▲11.43]	1,182 [7.36]	1,404 [13.68]	13,332	1,111 [▲8.94]
	5	1,093 [▲4.12]	1,099 [▲0.09]	948 [▲16.03]	927 [▲13.85]	943 [▲7.55]	1,112 [▲1.77]	1,052 [▲8.92]	1,060 [▲3.55]	838 [▲5.63]	981 [▲2.58]	1,126 [▲4.74]	1,016 [▲27.64]	12,195	1,016 [▲8.53]
	6	965 [▲11.71]	995 [▲9.46]	986 [4.01]	962 [3.78]	787 [▲16.54]	954 [▲14.21]	923 [▲12.26]	803 [▲24.25]	674 [▲19.57]				8,049	894 [▲12.00]
55歳以上	4	235 [▲22.44]	257 [0.78]	202 [▲24.63]	215 [▲11.16]	216 [▲4.00]	229 [1.78]	229 [▲23.67]	225 [▲17.28]	179 [▲12.25]	233 [6.88]	302 [42.45]	314 [33.05]	2,836	236 [▲4.19]
	5	261 [11.06]	268 [4.28]	260 [28.71]	209 [▲2.79]	226 [4.63]	279 [21.83]	265 [15.72]	251 [11.56]	199 [11.17]	306 [31.33]	341 [12.91]	316 [0.64]	3,181	265 [12.17]
	6	293 [12.26]	282 [5.22]	244 [▲6.15]	232 [11.00]	199 [▲11.95]	252 [▲9.68]	193 [▲27.17]	221 [▲11.95]	158 [▲20.60]				2,074	230 [▲13.07]
65歳以上	4	39 [▲39.06]	42 [▲23.64]	31 [▲36.73]	36 [▲2.70]	37 [2.78]	20 [▲44.44]	46 [▲2.13]	26 [▲29.73]	27 [▲35.71]	41 [32.26]	43 [53.57]	41 [28.13]	429	36 [▲13.16]
	5	39 [0.00]	33 [▲21.43]	35 [12.90]	48 [33.33]	29 [▲21.62]	42 [110.00]	29 [▲36.96]	26 [0.00]	40 [48.15]	51 [24.39]	49 [13.95]	59 [43.90]	480	40 [11.89]
	6	45 [15.38]	54 [63.64]	46 [31.43]	42 [▲12.50]	19 [▲34.48]	44 [4.76]	26 [▲10.34]	43 [65.38]	20 [▲50.00]				339	38 [▲5.83]
パート	4	711 [▲26.17]	750 [▲8.42]	707 [▲13.46]	612 [▲4.67]	612 [▲4.67]	681 [▲14.23]	781 [5.97]	652 [▲4.26]	475 [▲7.41]	765 [▲3.65]	887 [▲4.11]	894 [▲5.60]	8,527	711 [▲8.05]
	5	735 [3.38]	786 [4.80]	757 [7.07]	636 [3.92]	634 [3.59]	706 [3.67]	716 [▲8.32]	734 [12.58]	532 [12.00]	791 [3.40]	996 [12.29]	916 [2.46]	8,939	745 [4.83]
	6	852 [15.92]	824 [4.83]	717 [▲5.28]	686 [7.86]	563 [▲11.20]	781 [10.62]	809 [12.99]	661 [▲9.95]	511 [▲3.95]				6,404	712 [▲4.48]
55歳以上	4	369 [▲18.36]	362 [1.40]	374 [▲2.60]	320 [6.31]	340 [10.75]	336 [▲6.15]	352 [▲1.12]	347 [7.10]	243 [▲5.08]	429 [12.60]	482 [9.30]	454 [▲4.62]	4,408	367 [0.34]
	5	400 [8.40]	409 [12.98]	381 [1.87]	359 [12.19]	332 [▲2.35]	328 [▲2.38]	391 [11.08]	357 [2.88]	291 [19.75]	464 [8.16]	541 [12.24]	506 [11.45]	4,759	397 [7.96]
	6	494 [23.50]	459 [12.22]	423 [11.02]	429 [19.50]	335 [0.90]	439 [33.84]	455 [16.37]	326 [▲8.68]	318 [9.28]				3,678	409 [3.05]
65歳以上	4	188 [▲6.47]	166 [▲4.05]	172 [▲11.34]	158 [17.04]	160 [7.38]	146 [▲24.74]	167 [▲6.18]	180 [16.88]	111 [▲9.02]	195 [14.71]	212 [17.13]	231 [0.87]	2,086	174 [0.29]
	5	196 [4.26]	198 [19.28]	216 [25.58]	178 [12.66]	168 [5.00]	172 [17.81]	165 [▲1.20]	175 [▲2.78]	154 [38.74]	249 [27.69]	252 [18.87]	262 [13.42]	2,385	199 [14.33]
	6	257 [31.12]	248 [25.25]	244 [12.96]	223 [25.28]	169 [0.60]	222 [29.07]	241 [46.06]	177 [1.14]	157 [1.95]				1,938	215 [8.34]
雇用保険受給者 (フルタイムの内数)	4	280 [▲33.49]	305 [▲23.94]	335 [▲16.87]	286 [▲30.58]	316 [▲0.32]	323 [▲1.52]	343 [▲14.25]	341 [▲21.25]	223 [▲31.17]	268 [▲11.55]	317 [▲4.23]	403 [1.77]	3,740	312 [▲16.31]
	5	324 [15.71]	305 [0.00]	256 [▲23.58]	263 [▲8.04]	276 [▲12.66]	315 [▲2.48]	345 [0.58]	325 [▲4.69]	242 [8.52]	309 [15.30]	354 [11.67]	311 [▲22.83]	3,625	302 [▲3.07]
	6	285 [▲12.04]	318 [4.26]	322 [25.78]	329 [25.10]	233 [▲15.58]	270 [▲14.29]	274 [▲20.58]	230 [▲29.23]	212 [▲12.40]				2,473	275 [▲9.04]

\*[ ]内は、対前年同月比(%) \*学卒を除く



## 業務主要指標 5 (就職関係)

岐阜公共職業安定所

項目		4月	5月	6月	7月	8月	9月	10月	11月	12月	1月	2月	3月	合計	月平均
就職件数	4	575 [▲17.15]	527 [▲11.43]	629 [▲1.41]	503 [▲4.91]	504 [2.02]	549 [▲6.31]	565 [▲5.99]	547 [▲1.80]	498 [▲1.19]	431 [▲2.27]	622 [4.89]	799 [8.56]	6,749	562 [▲3.14]
	5	561 [▲2.43]	622 [18.03]	575 [▲8.59]	500 [▲0.60]	477 [▲5.36]	558 [1.64]	577 [2.12]	558 [2.01]	514 [3.21]	422 [▲2.09]	654 [5.14]	642 [▲19.65]	6,660	555 [▲1.32]
	6	538 [▲4.10]	568 [▲8.68]	556 [▲3.30]	499 [▲0.20]	465 [▲2.52]	495 [▲11.29]	550 [▲4.68]	517 [▲7.35]	413 [▲19.65]				4,601	511 [▲7.89]
フルタイム	4	284 [▲21.98]	268 [▲9.15]	307 [▲6.12]	272 [▲3.55]	267 [▲4.64]	283 [▲4.39]	282 [▲3.75]	279 [▲9.71]	271 [▲1.09]	231 [▲1.70]	294 [▲2.65]	404 [11.91]	3,442	287 [▲4.86]
	5	263 [▲7.39]	286 [6.72]	268 [▲12.70]	240 [▲11.76]	246 [▲7.87]	280 [▲1.06]	306 [8.51]	282 [1.08]	268 [▲1.11]	189 [▲18.18]	313 [6.46]	283 [▲29.95]	3,224	269 [▲6.33]
	6	247 [▲6.08]	258 [▲9.79]	237 [▲11.57]	247 [2.92]	234 [▲4.88]	239 [▲14.64]	244 [▲20.26]	249 [▲11.70]	203 [▲24.25]				2,158	240 [▲10.75]
55歳以上	4	53 [▲26.39]	58 [3.57]	69 [▲10.39]	55 [▲20.29]	66 [26.92]	52 [▲23.53]	58 [▲9.38]	51 [▲30.14]	48 [▲30.43]	46 [▲4.17]	69 [6.15]	86 [36.51]	711	59 [▲8.38]
	5	66 [24.53]	69 [18.97]	68 [▲1.45]	56 [1.82]	55 [▲16.67]	64 [23.08]	80 [37.93]	77 [50.98]	65 [35.42]	42 [▲8.70]	76 [10.14]	82 [▲4.65]	800	67 [12.52]
	6	81 [22.73]	78 [13.04]	73 [7.35]	66 [17.86]	53 [▲3.64]	62 [▲3.13]	56 [▲30.00]	67 [▲12.99]	54 [▲16.92]				590	66 [▲1.67]
65歳以上	4	12 [▲33.33]	16 [23.08]	13 [▲13.33]	14 [▲22.22]	13 [44.44]	9 [▲18.18]	10 [▲50.00]	10 [▲41.18]	7 [▲50.00]	7 [▲41.67]	14 [16.67]	19 [72.73]	144	12 [▲15.29]
	5	16 [33.33]	16 [0.00]	15 [15.38]	10 [▲28.57]	11 [▲15.38]	9 [0.00]	16 [60.00]	14 [40.00]	7 [0.00]	9 [28.57]	14 [0.00]	6 [▲68.42]	143	12 [▲0.69]
	6	22 [37.50]	18 [12.50]	16 [6.67]	17 [70.00]	10 [▲9.09]	12 [33.33]	13 [▲18.75]	9 [▲35.71]	8 [14.29]				125	14 [16.55]
パート	4	291 [▲11.82]	259 [▲13.67]	322 [3.54]	231 [▲6.48]	237 [10.75]	266 [▲8.28]	283 [▲8.12]	268 [8.06]	227 [▲1.30]	200 [▲2.91]	328 [12.71]	395 [5.33]	3,307	276 [▲1.28]
	5	298 [2.41]	336 [29.73]	307 [▲4.66]	260 [12.55]	231 [▲2.53]	278 [4.51]	271 [▲4.24]	276 [2.99]	246 [8.37]	233 [16.50]	341 [3.96]	359 [▲9.11]	3,436	286 [3.90]
	6	291 [▲2.35]	310 [▲7.74]	319 [3.91]	252 [▲3.08]	231 [0.00]	256 [▲7.91]	306 [12.92]	268 [▲2.90]	210 [▲14.63]				2,443	271 [▲5.20]
55歳以上	4	137 [▲3.52]	116 [▲2.52]	158 [32.77]	104 [9.47]	113 [15.31]	130 [3.17]	121 [▲6.92]	127 [16.51]	106 [8.16]	100 [1.01]	132 [2.33]	182 [12.35]	1,526	127 [7.01]
	5	142 [3.65]	158 [36.21]	143 [▲9.49]	133 [27.88]	109 [▲3.54]	110 [▲15.38]	129 [6.61]	136 [7.09]	103 [▲2.83]	112 [12.00]	162 [22.73]	163 [▲10.44]	1,600	133 [4.85]
	6	137 [▲3.52]	142 [▲10.13]	152 [6.29]	127 [▲4.51]	116 [6.42]	122 [10.91]	158 [22.48]	130 [▲4.41]	103 [0.00]				1,187	132 [▲1.08]
65歳以上	4	66 [1.54]	59 [▲6.35]	75 [20.97]	53 [12.77]	44 [0.00]	63 [▲13.70]	51 [▲8.93]	64 [12.28]	54 [0.00]	47 [▲11.32]	49 [▲3.92]	88 [25.71]	713	59 [2.59]
	5	71 [7.58]	68 [15.25]	72 [▲4.00]	70 [32.08]	57 [29.55]	52 [▲17.46]	59 [15.69]	71 [10.94]	48 [▲11.11]	57 [21.28]	72 [46.94]	72 [▲18.18]	769	64 [7.85]
	6	68 [▲4.23]	72 [5.88]	70 [▲2.78]	68 [▲2.86]	61 [7.02]	46 [▲11.54]	67 [13.56]	63 [▲11.27]	49 [2.08]				564	63 [▲2.21]
雇用保険受給者 (フルタイムの内数)	4	104 [▲1.89]	82 [▲21.90]	101 [▲17.21]	76 [▲29.63]	97 [10.23]	102 [22.89]	111 [▲5.13]	107 [▲12.30]	87 [▲20.91]	82 [3.80]	81 [▲10.99]	124 [▲1.59]	1,154	96 [▲8.19]
	5	111 [6.73]	95 [15.85]	84 [▲16.83]	89 [17.11]	91 [▲6.19]	95 [▲6.86]	123 [10.81]	103 [▲3.74]	86 [▲1.15]	75 [▲8.54]	104 [28.40]	84 [▲32.26]	1,140	95 [▲1.21]
	6	78 [▲29.73]	98 [3.16]	98 [16.67]	85 [▲4.49]	91 [0.00]	88 [▲7.37]	83 [▲32.52]	98 [▲4.85]	76 [▲11.63]				795	88 [▲7.02]

\*[ ]内は、対前年同月比(%) \*学卒を除く

## 業務主要指標 6 (適用・給付関係)

岐阜公共職業安定所

項目														合計	月平均		
		4月	5月	6月	7月	8月	9月	10月	11月	12月	1月	2月	3月				
適用	適用事業所数	4	15,177 [1.82]	15,196 [1.88]	15,214 [1.73]	15,243 [1.67]	15,279 [1.77]	15,260 [1.94]	15,275 [1.76]	15,293 [1.62]	15,318 [1.59]	15,328 [1.38]	15,330 [1.19]	15,344 [1.26]		15,271 [1.63]	
		5	15,334 [1.03]	15,329 [0.88]	15,344 [0.85]	15,374 [0.86]	15,396 [0.77]	15,291 [0.20]	15,307 [0.21]	15,312 [0.12]	15,308 [▲0.07]	15,308 [▲0.29]	15,283 [▲0.74]	15,217 [▲0.89]	15,207 [▲0.89]		15,309 [0.24]
		6	15,202 [▲0.86]	15,216 [▲0.74]	15,146 [▲1.29]	15,162 [▲1.38]	15,059 [▲2.19]	15,054 [▲1.55]	15,009 [▲1.95]	14,965 [▲2.27]	14,970 [▲2.21]						15,087 [▲1.45]
	被保険者数	4	238,984 [▲0.25]	240,919 [0.06]	241,848 [0.09]	241,969 [0.28]	241,771 [0.40]	241,433 [0.33]	240,560 [0.12]	240,928 [0.38]	240,665 [0.36]	239,809 [0.34]	239,683 [0.38]	239,204 [0.28]		240,648 [0.23]	
		5	238,478 [▲0.21]	240,048 [▲0.36]	241,396 [▲0.19]	241,151 [▲0.34]	240,696 [▲0.44]	240,385 [▲0.43]	240,557 [▲0.00]	240,892 [▲0.01]	240,795 [0.05]	240,356 [0.23]	240,241 [0.23]	239,790 [0.24]		240,399 [▲0.10]	
		6	241,082 [1.09]	241,796 [0.73]	242,140 [0.31]	242,013 [0.36]	241,563 [0.36]	240,900 [0.21]	240,514 [▲0.02]	240,714 [▲0.07]	240,821 [0.01]					241,283 [0.37]	
	離職票交付枚数	4	3,825 [▲4.23]	2,175 [17.50]	1,765 [13.50]	1,807 [▲3.73]	1,775 [9.03]	1,806 [▲0.33]	2,145 [14.22]	1,588 [0.57]	1,501 [11.68]	1,993 [1.74]	1,684 [12.42]	2,064 [10.14]	24,128	2,011 [5.60]	
		5	4,057 [6.07]	2,119 [▲2.57]	1,761 [▲0.23]	2,013 [11.40]	1,975 [11.27]	1,974 [9.30]	2,219 [3.45]	1,575 [▲0.82]	1,465 [▲2.40]	2,140 [7.38]	1,728 [2.61]	1,933 [▲6.35]	24,959	2,080 [3.44]	
		6	4,082 [0.62]	2,219 [4.72]	1,699 [▲3.52]	2,099 [4.27]	1,857 [▲5.97]	1,991 [0.86]	2,202 [▲0.77]	1,616 [2.60]	1,424 [▲2.80]				19,189	2,132 [2.51]	
給付	受給資格決定件数	4	743 [▲23.16]	745 [▲3.12]	617 [3.87]	590 [▲5.45]	605 [15.02]	595 [▲4.03]	624 [2.63]	598 [20.08]	400 [▲0.50]	570 [1.79]	585 [22.38]	593 [2.42]	7,265	605 [0.55]	
		5	887 [19.38]	852 [14.36]	615 [▲0.32]	615 [4.24]	610 [0.83]	647 [8.74]	715 [14.58]	569 [▲4.85]	464 [16.00]	579 [1.58]	632 [8.03]	570 [▲3.88]	7,755	646 [6.74]	
		6	925 [4.28]	909 [6.69]	592 [▲3.74]	658 [6.99]	637 [4.43]	644 [▲0.46]	659 [▲7.83]	574 [0.88]	453 [▲2.37]				6,051	672 [4.04]	
	初回受給者数	4	565 [▲5.68]	558 [▲14.42]	619 [5.45]	548 [▲12.88]	524 [▲11.04]	538 [16.70]	463 [▲9.57]	529 [14.01]	457 [▲2.77]	520 [20.09]	415 [1.47]	459 [15.91]	6,195	516 [▲0.10]	
		5	513 [▲9.20]	698 [25.09]	611 [▲1.29]	682 [24.45]	682 [30.15]	465 [▲13.57]	480 [3.67]	628 [18.71]	468 [2.41]	501 [▲3.65]	455 [9.64]	462 [0.65]	6,645	554 [7.26]	
		6	581 [13.26]	844 [20.92]	498 [▲18.49]	781 [14.52]	526 [▲22.87]	472 [1.51]	608 [26.67]	545 [▲13.22]	458 [▲2.14]				5,313	590 [6.61]	
	受給者実人員	4	2,076 [▲17.09]	2,133 [▲17.52]	2,279 [▲13.87]	2,401 [▲11.92]	2,510 [▲9.35]	2,521 [▲5.93]	2,359 [▲8.10]	2,363 [▲3.04]	2,234 [▲4.24]	2,274 [0.89]	2,137 [▲0.74]	2,149 [2.92]		2,286 [▲7.76]	
		5	2,080 [0.19]	2,293 [7.50]	2,439 [7.02]	2,625 [9.33]	2,829 [12.71]	2,621 [3.97]	2,577 [9.24]	2,580 [9.18]	2,395 [7.21]	2,413 [6.11]	2,293 [7.30]	2,247 [4.56]		2,449 [7.13]	
		6	2,305 [10.82]	2,621 [14.30]	2,573 [5.49]	2,934 [11.77]	2,814 [▲0.53]	2,758 [5.23]	2,770 [7.49]	2,612 [1.24]	2,544 [6.22]					2,659 [8.56]	
	支給額(万円)	4	22,410 [▲27.32]	25,346 [▲18.18]	27,561 [▲17.20]	27,806 [▲15.56]	32,085 [▲6.04]	32,974 [▲5.47]	27,632 [▲11.46]	30,553 [3.28]	26,762 [▲9.00]	28,721 [8.16]	25,086 [1.63]	28,848 [▲0.77]	335,784	27,982 [▲8.65]	
		5	23,753 [5.99]	27,791 [9.64]	30,624 [11.11]	29,822 [7.25]	39,444 [22.94]	32,624 [▲1.06]	31,895 [15.43]	32,615 [6.75]	27,865 [4.12]	33,768 [17.57]	29,447 [17.39]	28,211 [▲2.21]	367,859	30,655 [9.55]	
		6	27,580 [16.11]	33,225 [19.55]	30,191 [▲1.41]	35,436 [18.83]	38,013 [▲3.63]	33,467 [2.58]	37,887 [18.78]	31,460 [▲3.54]	30,557 [9.66]				297,816	33,091 [7.95]	

\*[ ]内は、対前年同月比(%) \*「適用事業所数」及び「被保険者数」は、各月末現在における数値

# 業務主要指標 7 (諸比率 1)

岐阜公共職業安定所

項目		4月	5月	6月	7月	8月	9月	10月	11月	12月	1月	2月	3月	年度	備考
新規求人倍率(倍)		4	2.58	2.73	3.13	3.63	3.10	3.25	3.61	3.22	4.51	3.42	3.02	3.06	3.22
		5	2.22	2.83	3.32	3.27	3.13	3.11	3.15	3.45	4.38	3.26	3.25	3.10	3.15
		6	2.12	3.01	3.20	3.01	3.17	2.83	3.04	3.78	4.24				
	フルタイム	4	2.82	2.89	2.92	3.44	2.95	3.09	3.61	3.10	3.91	3.30	2.80	2.90	3.12
		5	2.48	3.00	3.31	3.39	2.97	3.08	3.13	3.31	4.19	3.31	3.13	3.01	3.16
		6	2.49	3.32	3.25	3.21	3.07	2.96	3.15	3.71	4.19				
	パート	4	2.31	2.53	3.46	3.95	3.36	3.52	3.61	3.41	5.59	3.60	3.36	3.30	3.37
		5	1.91	2.59	3.34	3.11	3.41	3.14	3.17	3.68	4.71	3.19	3.44	3.24	3.14
		6	1.72	2.61	3.12	2.73	3.32	2.64	2.89	3.88	4.31				
有効求人倍率(倍)		4	1.63	1.59	1.61	1.68	1.70	1.75	1.79	1.78	1.90	1.92	1.87	1.80	1.75
		5	1.61	1.57	1.59	1.65	1.67	1.65	1.67	1.72	1.83	1.86	1.83	1.73	1.70
		6	1.56	1.52	1.49	1.52	1.54	1.51	1.52	1.61	1.74				
	フルタイム	4	1.66	1.67	1.69	1.75	1.75	1.78	1.84	1.83	1.91	1.93	1.87	1.82	1.79
		5	1.69	1.70	1.72	1.78	1.76	1.73	1.72	1.76	1.88	1.92	1.85	1.76	1.77
		6	1.67	1.67	1.65	1.68	1.65	1.60	1.62	1.72	1.83				
	パート	4	1.58	1.50	1.51	1.58	1.64	1.70	1.72	1.72	1.90	1.90	1.86	1.77	1.69
		5	1.50	1.40	1.43	1.48	1.55	1.55	1.59	1.66	1.76	1.79	1.80	1.68	1.59
		6	1.42	1.34	1.30	1.33	1.39	1.39	1.40	1.47	1.61				
紹介率(一般%)	雇用保険受給者以外	4	93.07	90.14	83.93	96.11	85.13	93.85	101.88	97.18	94.19	78.53	90.86	103.73	92.20
		5	80.44	91.79	84.39	87.95	78.29	92.03	89.16	99.32	88.43	78.78	81.18	79.84	85.63
		6	69.82	78.27	86.01	78.24	68.73	80.95	79.44	79.25	71.19				
	雇用保険受給者	4	65.73	89.18	104.04	84.87	85.41	93.62	88.40	115.20	94.89	72.24	90.31	119.94	90.80
		5	56.64	71.26	69.95	73.67	75.20	82.03	80.80	92.59	82.88	89.83	96.20	85.67	78.48
		6	54.08	80.71	100.31	89.65	63.66	83.08	71.35	79.58	84.46				
就職率(%)		4	22.39	24.24	30.58	27.25	26.28	27.80	28.00	30.66	34.09	20.05	29.24	36.70	27.83
		5	20.07	28.34	29.13	26.75	24.84	26.69	27.75	31.85	33.10	19.99	30.25	31.26	27.12
		6	18.39	25.33	30.25	24.73	23.87	23.90	26.67	30.08	27.87				
	フルタイム	4	21.04	21.90	24.21	23.47	22.31	23.45	23.80	25.93	28.80	17.61	22.56	31.05	23.70
		5	17.21	22.12	22.60	21.58	20.18	22.40	25.08	25.85	27.74	15.79	23.73	22.71	22.04
		6	16.46	20.49	21.68	21.00	19.97	20.43	20.32	24.60	22.56				
	55歳以上	4	13.49	18.95	24.04	22.00	24.81	21.22	18.41	19.47	21.72	15.03	20.85	27.39	20.34
		5	16.06	22.48	25.37	19.31	17.57	21.99	26.49	29.17	25.69	12.28	21.65	24.26	21.45
		6	18.75	23.01	24.17	22.37	16.06	21.31	18.86	25.19	21.09				
	65歳以上	4	10.26	17.20	18.57	31.11	19.70	16.98	12.20	14.71	14.00	7.29	16.09	22.09	15.77
		5	12.21	19.28	20.83	12.50	16.18	12.00	17.58	18.67	13.21	9.89	17.50	7.89	14.67
		6	18.80	17.14	20.00	22.97	12.66	15.58	17.81	12.50	13.79				
	雇用保険受給者	4	24.41	23.98	31.37	22.55	26.22	29.57	28.61	36.15	37.02	22.10	23.08	36.90	28.02
		5	19.41	22.20	22.95	24.93	24.80	24.74	28.81	29.34	29.45	21.80	28.26	23.14	24.68
		6	14.80	24.87	30.53	23.16	24.86	27.08	21.61	33.91	30.28				
	パート	4	23.89	27.26	40.81	33.62	32.87	34.64	33.97	37.85	43.65	23.87	39.81	45.09	33.98
		5	23.52	37.25	38.96	34.35	32.95	33.06	31.55	41.75	41.91	25.49	40.45	44.43	34.61
		6	20.44	31.54	42.82	29.93	29.77	28.41	35.54	37.91	36.08				
55歳以上	4	18.82	23.63	42.93	30.95	33.53	39.88	30.10	35.98	41.41	23.47	31.50	39.14	31.10	
	5	18.35	31.41	36.02	35.47	31.41	27.36	29.52	37.36	32.19	23.43	37.33	36.55	30.32	
	6	15.43	25.31	37.07	27.67	25.95	26.12	34.27	35.62	31.69					
65歳以上	4	12.79	18.91	34.56	24.54	21.67	29.86	20.08	28.44	34.84	19.11	18.70	28.12	22.78	
	5	13.12	20.67	28.46	30.97	27.94	20.23	20.92	29.58	25.53	19.72	27.07	24.24	22.81	
	6	10.68	19.57	28.34	25.76	22.76	16.08	24.72	27.04	23.90					

\*「就職率」、「紹介率」については新規求職者に対する割合

## 業務主要指標 8 (諸比率 2)

岐阜公共職業安定所

項目		4月	5月	6月	7月	8月	9月	10月	11月	12月	1月	2月	3月	年度	備考	
岐阜県	充足率(%)	4	9.84	10.55	11.33	8.77	10.12	9.79	9.28	10.86	7.79	6.75	10.90	13.72	9.92	
		5	10.38	11.80	10.25	9.41	9.75	9.91	9.88	10.57	8.77	7.10	10.81	12.07	10.04	
		6	11.26	9.81	10.92	9.76	8.64	10.15	10.01	8.92	7.92					
	フルタイム	4	7.87	8.97	9.81	8.12	9.41	8.10	7.90	9.36	7.72	5.91	9.62	12.31	8.70	
		5	8.07	9.03	8.44	7.73	8.66	8.40	9.13	8.69	7.81	5.63	9.08	8.84	8.28	
		6	8.50	7.34	8.08	7.73	7.32	8.56	8.01	7.51	5.89					
	パート	4	12.52	12.87	13.39	9.73	11.15	12.11	11.24	12.94	7.88	7.96	12.58	15.55	11.61	
		5	14.00	16.40	12.97	12.11	11.41	12.12	10.94	13.37	10.17	9.10	13.27	16.71	12.64	
		6	15.49	13.84	15.25	13.10	10.49	12.46	13.04	10.86	10.97					
岐阜県	有効求人倍率(倍) (学卒及びパートを除く)	4	1.60	1.58	1.65	1.70	1.70	1.74	1.74	1.76	1.82	1.78	1.73	1.66	1.70	
		5	1.55	1.54	1.57	1.59	1.58	1.57	1.59	1.65	1.71	1.72	1.70	1.66	1.62	
		6	1.58	1.57	1.59	1.61	1.62	1.61	1.66	1.69	1.77					
	有効求人倍率(倍) (学卒を除きパートを含む)	4	1.63	1.63	1.66	1.67	1.68	1.68	1.67	1.68	1.68	1.66	1.64	1.61	1.66	季調値
		5	1.58	1.59	1.58	1.57	1.57	1.57	1.58	1.56	1.56	1.57	1.58	1.60	1.58	〃
		6	1.58	1.57	1.53	1.50	1.51	1.49	1.54	1.54	1.53					〃
	有効求人倍率(倍) (パート)	4	1.47	1.42	1.47	1.56	1.60	1.61	1.59	1.64	1.73	1.84	1.72	1.62	1.60	
		5	1.41	1.36	1.38	1.48	1.54	1.54	1.57	1.57	1.63	1.67	1.66	1.57	1.53	
		6	1.36	1.29	1.27	1.29	1.35	1.34	1.41	1.42	1.51					
	就職率(%) (フルタイム)	4	23.83	25.49	27.73	27.63	26.58	27.03	28.05	28.59	29.00	18.99	26.29	30.84	26.55	
		5	21.71	27.79	26.92	25.17	23.47	25.07	28.16	29.03	28.90	18.74	26.00	26.85	25.47	
		6	21.59	22.92	24.69	23.04	22.66	25.35	23.39	25.26	24.60					
就職率(%) (パート)	4	28.27	34.34	43.51	38.82	37.32	37.20	37.29	39.35	44.66	27.30	36.53	52.49	37.53		
	5	29.63	37.13	44.30	39.13	35.50	35.16	36.69	43.33	40.02	27.05	40.80	48.00	37.55		
	6	26.33	33.93	40.46	36.89	34.81	35.71	35.44	38.58	43.24						
全国	完全失業者数(万人)	4	178	180	181	176	174	182	179	173	174	171	179	190	178	季調値
		5	180	177	174	182	183	177	176	177	172	170	182	182	178	〃
		6	183	182	176	187	172	168	171	172	170					〃
	完全失業率(%)	4	2.6	2.6	2.6	2.5	2.5	2.6	2.6	2.5	2.5	2.5	2.6	2.7	2.6	季調値
		5	2.6	2.6	2.5	2.6	2.6	2.6	2.5	2.5	2.5	2.4	2.6	2.6	2.6	〃
		6	2.6	2.6	2.5	2.7	2.5	2.4	2.5	2.5	2.4					〃
有効求人倍率(倍) (学卒を除きパートを含む)	4	1.24	1.25	1.27	1.29	1.31	1.32	1.33	1.35	1.35	1.35	1.34	1.32	1.31	季調値	
	5	1.32	1.32	1.31	1.30	1.30	1.29	1.29	1.27	1.27	1.27	1.26	1.28	1.29	〃	
	6	1.26	1.24	1.23	1.24	1.23	1.24	1.25	1.25	1.25					〃	

\*「就職率」、「充足率」については、新規求職者数(あるいは新規求人数)に対する割合。

\*岐阜県「有効求人倍率」年度欄、全国「有効求人倍率」年度欄は実数値。

\*季節調整法はセンサス局法Ⅱ(X-12-ARIMA)による。なお、令和5年12月以前の数値は新季節指数により改訂されている。