

情報は **力** ちから

2024年11月号（10月内容）

今月の動き

新規求人数を対前年同月比で見ると、総数・パートタイムはそれぞれ2か月連続減少し、フルタイムは3か月連続減少した。

有効求人数を対前年同月比で見ると、総数・パートタイムはそれぞれ5か月連続減少し、フルタイムは6か月連続減少した。

新規求職者数を対前年同月比で見ると、総数・フルタイムはそれぞれ2か月・3か月連続減少したものの、パートタイムは4か月連続増加した。

新規求職者のうち、雇用保険の受給手続きをした者は2か月連続減少し、一方で雇用保険受給手続き以外の者は2か月連続増加した。

有効求職者数を対前年同月比で見ると、総数・フルタイム・パートタイムそれぞれ15か月・19か月・14か月連続増加した。

求人・求職の動向から、一般的に人手不足と言われる中、管内では募集を手控える動きが見える一方で、求職者は高齢者を中心に滞留が顕著になっている。

雇用保険の取扱状況を対前年同月比でみると、雇用保険適用事業所数は11か月連続減少し、雇用保険に加入する人数は11か月ぶりに減少した。

また、離職票の発行枚数は2か月ぶりに減少し、雇用保険の一般求職者給付の受給手続きをした者は2か月連続減少したものの、雇用保険初回受給者数は2か月連続増加した。

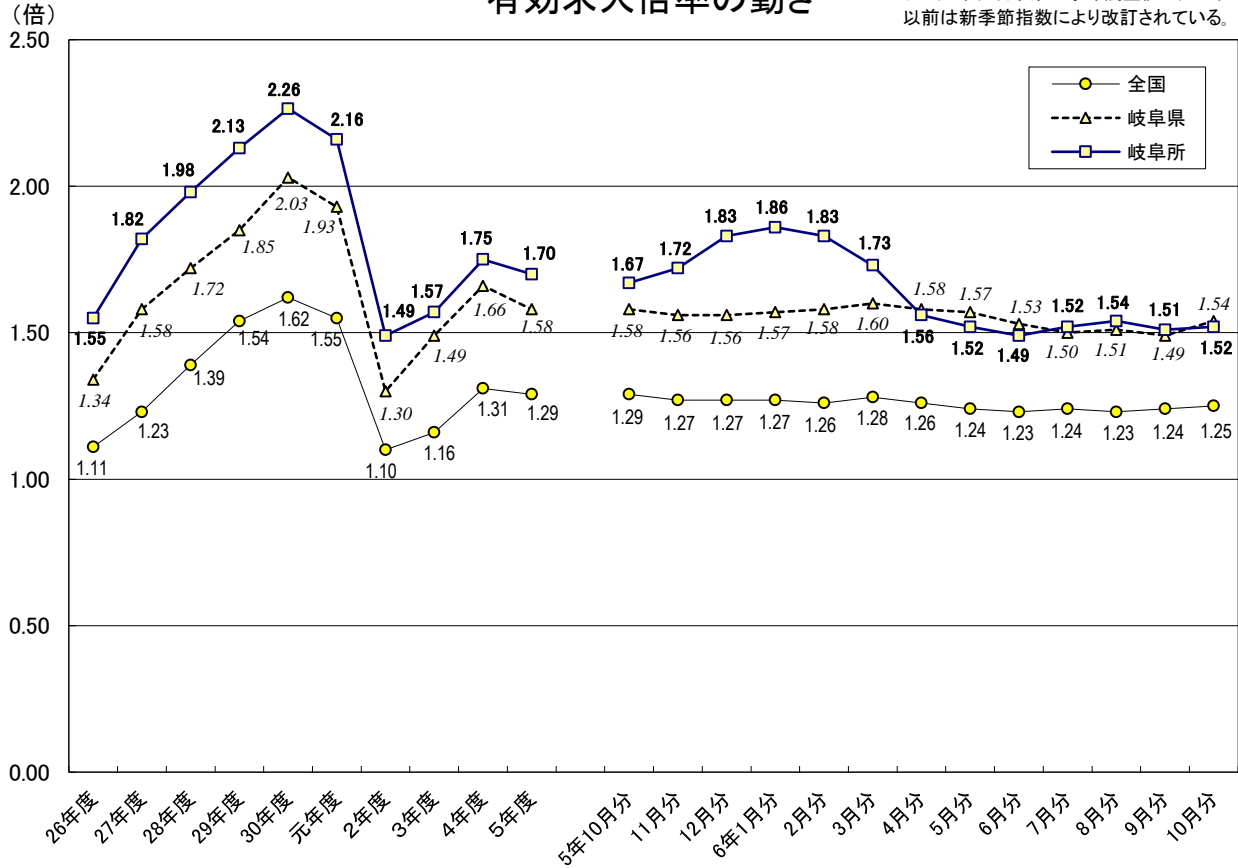
雇用保険関係指標から、雇用環境は減速しつつあるように感じられる。

岐阜公共職業安定所

ハローワーク ぎふ

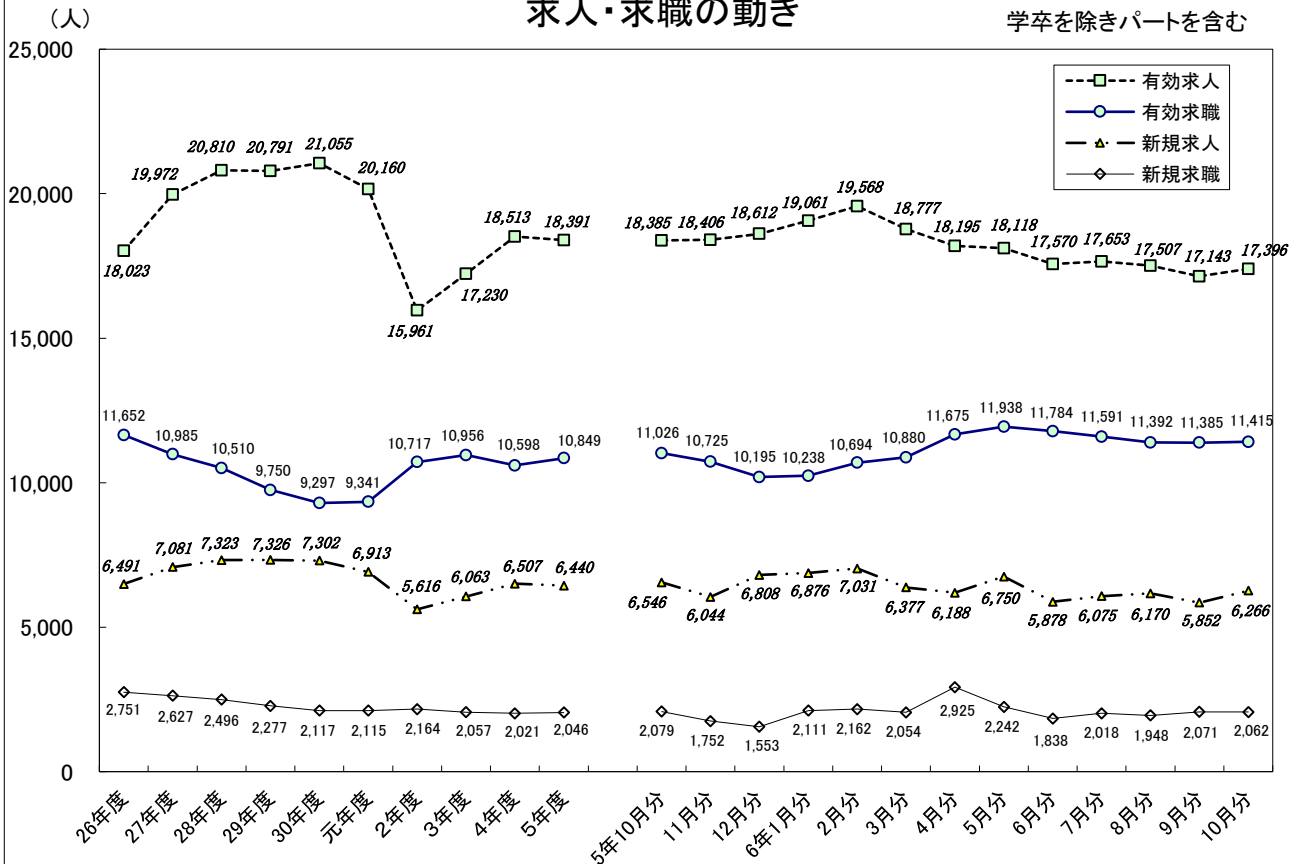
有効求人倍率の動き

数値は学卒を除きパートを含む。
また、全国・岐阜県は季節調整値で、R5年12月以前は新季節指数により改訂されている。

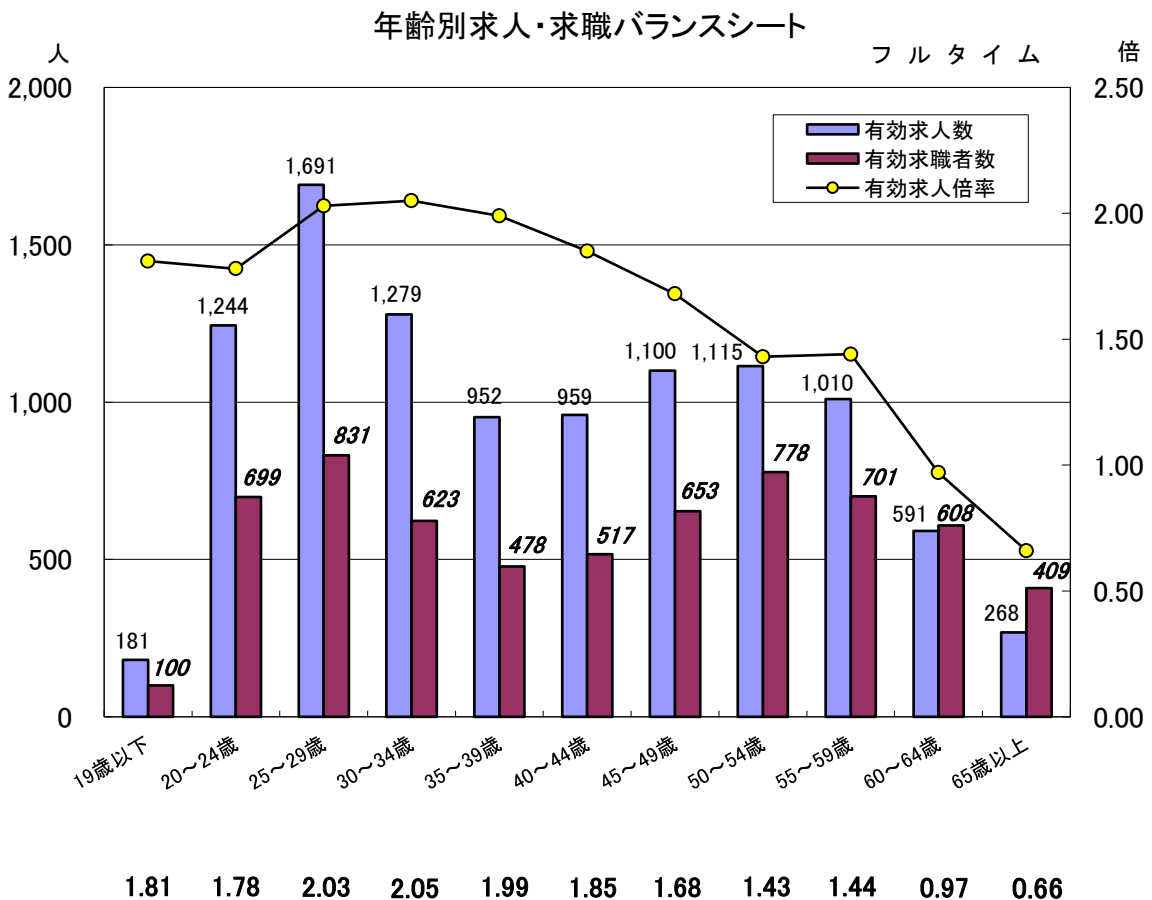
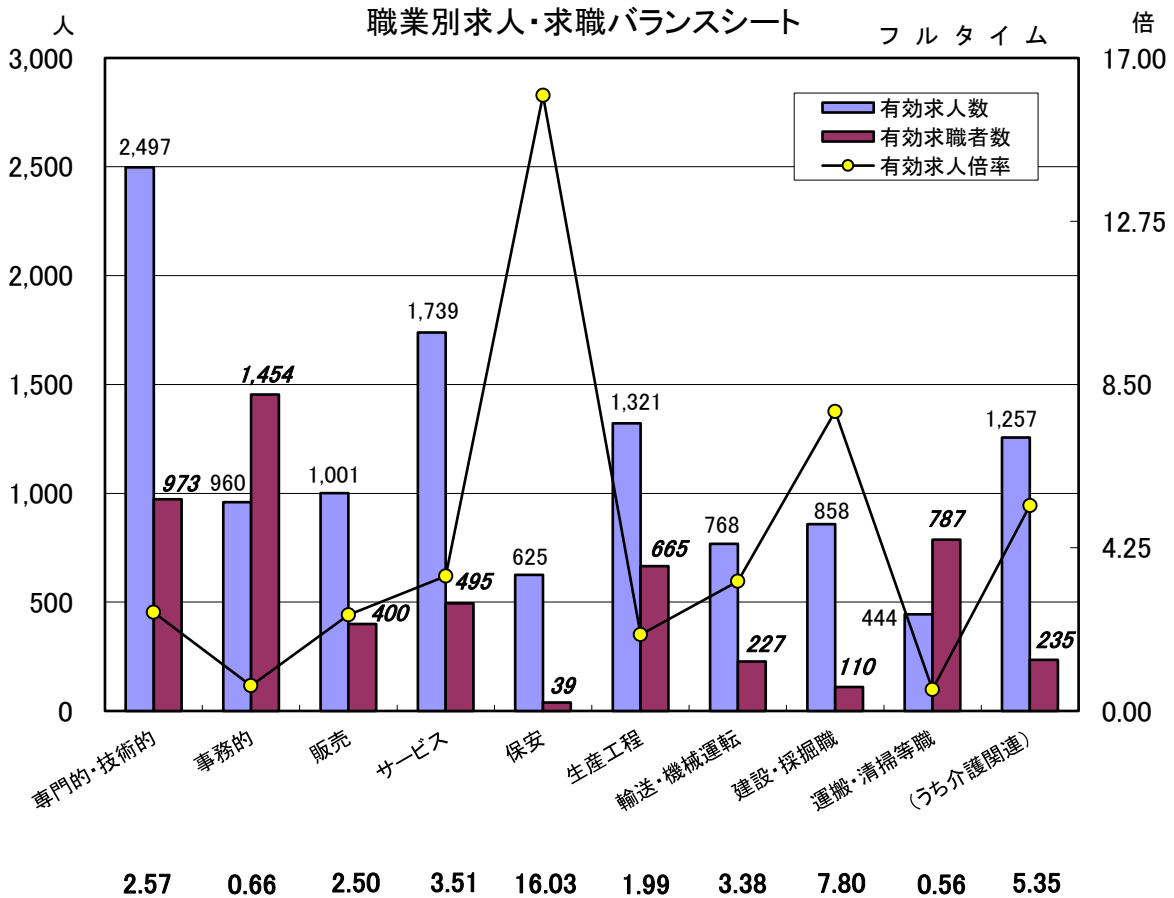


求人・求職の動き

学卒を除きパートを含む

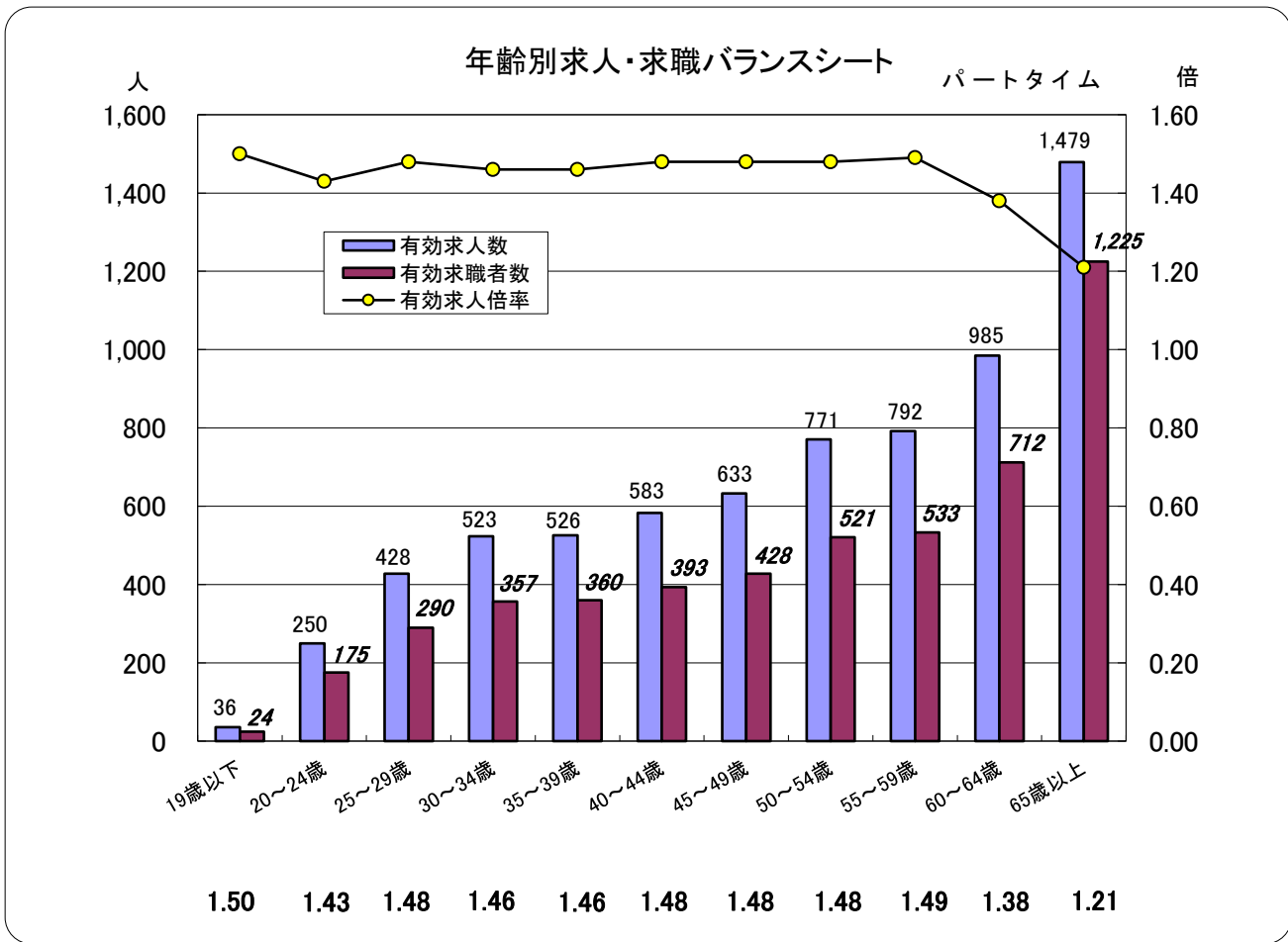
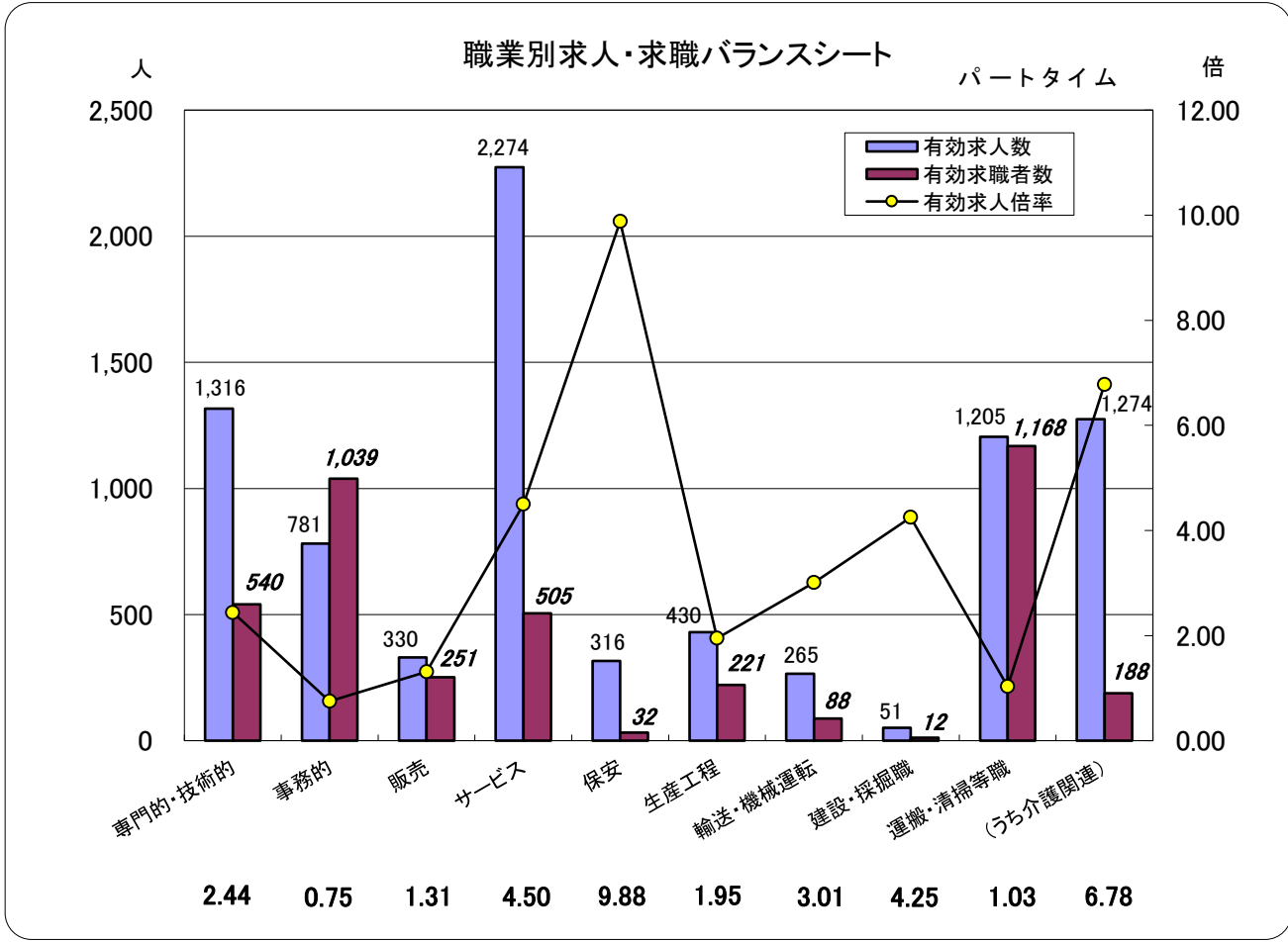


*「有効求人人数」「有効求職者数」「新規求人人数」「新規求職者数」の年度分は月平均



*年齢別の「有効求人数」「有効求人倍率」は「就職機会積み上げ方式」による

*介護関連の職業は、「専門・技術職」と「サービス職」の内数となります



*年齢別の「有効求人数」「有効求人倍率」は「就職機会積み上げ方式」による
 *介護関連の職業は、「専門・技術職」と「サービス職」の内数となります

業務主要指標 1 (求人関係)

岐阜公共職業安定所

項目		4月	5月	6月	7月	8月	9月	10月	11月	12月	1月	2月	3月	合計	月平均
新規求人数	4	6,613	5,934	6,435	6,702	5,950	6,427	7,284	5,745	6,585	7,343	6,415	6,656	78,089	6,507
		[13.90]	[7.36]	[5.79]	[13.04]	[8.95]	[▲1.29]	[12.53]	[2.66]	[9.71]	[5.19]	[5.95]	[5.15]		
		6,215	6,210	6,553	6,119	6,008	6,496	6,546	6,044	6,808	6,876	7,031	6,377	77,283	6,440
	5	[▲6.02]	[4.65]	[1.83]	[▲8.70]	[0.97]	[1.07]	[▲10.13]	[5.20]	[3.39]	[▲6.36]	[9.60]	[▲4.19]		
		6,188	6,750	5,878	6,075	6,170	5,852	6,266						43,179	6,168
		[▲0.43]	[8.70]	[▲10.30]	[▲0.72]	[2.70]	[▲9.91]	[▲4.28]							
	フルタイム	3,801	3,533	3,702	3,989	3,529	3,727	4,277	3,333	3,678	4,328	3,649	3,769	45,315	3,776
		[13.87]	[11.73]	[4.34]	[13.52]	[13.33]	[▲5.14]	[12.73]	[1.06]	[0.55]	[12.80]	[5.34]	[4.43]		
		3,794	3,875	3,923	3,765	3,615	3,855	3,823	3,614	4,044	3,964	4,129	3,756	46,157	3,846
6	[▲0.18]	[9.68]	[5.97]	[▲5.62]	[2.44]	[3.43]	[▲10.61]	[8.43]	[9.95]	[▲8.41]	[13.15]	[▲0.34]			
	3,741	4,185	3,550	3,777	3,595	3,469	3,781						26,098	3,728	
	[▲1.40]	[8.00]	[▲9.51]	[0.32]	[▲0.55]	[▲10.01]	[▲1.10]								
パート	4	2,812	2,401	2,733	2,713	2,421	2,700	3,007	2,412	2,907	3,015	2,766	2,887	32,774	2,731
		[13.94]	[1.52]	[7.81]	[12.34]	[3.15]	[4.57]	[12.24]	[4.96]	[24.02]	[▲4.10]	[6.75]	[6.10]		
		2,421	2,335	2,630	2,354	2,393	2,641	2,723	2,430	2,764	2,912	2,902	2,621	31,126	2,594
	5	[▲13.90]	[▲2.75]	[▲3.77]	[▲13.23]	[▲1.16]	[▲2.19]	[▲9.44]	[0.75]	[▲4.92]	[▲3.42]	[4.92]	[▲9.21]		
		2,447	2,565	2,328	2,298	2,575	2,383	2,485						17,081	2,440
		[1.07]	[9.85]	[▲11.48]	[▲2.38]	[7.61]	[▲9.77]	[▲8.74]							
	フルタイム	18,051	17,869	18,013	18,189	18,182	18,341	19,031	18,466	18,666	18,985	19,195	19,166	222,154	18,513
		[10.11]	[9.44]	[8.65]	[9.78]	[9.37]	[6.12]	[8.14]	[5.26]	[7.91]	[5.65]	[4.74]	[5.02]		
		18,095	18,012	17,939	17,925	17,884	18,024	18,385	18,406	18,612	19,061	19,568	18,777	220,688	18,391
6	[0.24]	[0.80]	[▲0.41]	[▲1.45]	[▲1.64]	[▲1.73]	[▲3.39]	[▲0.32]	[▲0.29]	[0.40]	[1.94]	[▲2.03]			
	18,195	18,118	17,570	17,653	17,507	17,143	17,396						123,582	17,655	
	[0.55]	[0.59]	[▲2.06]	[▲1.52]	[▲2.11]	[▲4.89]	[▲5.38]								
有効求人数	4	10,424	10,401	10,515	10,790	10,790	10,829	11,223	10,785	10,772	11,096	11,193	11,268	130,086	10,841
		[10.96]	[10.72]	[8.53]	[10.50]	[10.33]	[5.74]	[8.08]	[2.58]	[3.67]	[6.41]	[5.32]	[7.57]		
		10,735	10,984	10,947	11,027	10,948	10,963	10,979	10,886	11,064	11,312	11,446	11,037	132,328	11,027
	5	[2.98]	[5.61]	[4.11]	[2.20]	[1.46]	[1.24]	[▲2.17]	[0.94]	[2.71]	[1.95]	[2.26]	[▲2.05]		
		10,869	10,957	10,676	10,831	10,645	10,242	10,390						74,610	10,659
		[1.25]	[▲0.25]	[▲2.48]	[▲1.78]	[▲2.77]	[▲6.58]	[▲5.36]							
	フルタイム	7,627	7,468	7,498	7,399	7,392	7,512	7,808	7,681	7,894	7,889	8,002	7,898	92,068	7,672
		[8.97]	[7.72]	[8.82]	[8.76]	[8.01]	[6.66]	[8.22]	[9.28]	[14.29]	[4.60]	[3.94]	[1.58]		
		7,360	7,028	6,992	6,898	6,936	7,061	7,406	7,520	7,548	7,749	8,122	7,740	88,360	7,363
6	[▲3.50]	[▲5.89]	[▲6.75]	[▲6.77]	[▲6.17]	[▲6.00]	[▲5.15]	[▲2.10]	[▲4.38]	[▲1.77]	[1.50]	[▲2.00]			
	7,326	7,161	6,894	6,822	6,862	6,901	7,006						48,972	6,996	
	[▲0.46]	[1.89]	[▲1.40]	[▲1.10]	[▲1.07]	[▲2.27]	[▲5.40]								
充足数	4	651	626	729	588	602	629	676	624	513	496	699	913	7,746	646
		[▲20.71]	[▲2.64]	[0.55]	[▲5.31]	[11.07]	[▲7.23]	[3.05]	[▲4.88]	[▲10.94]	[▲6.42]	[2.49]	[6.16]		
		645	733	672	576	586	644	647	639	597	488	760	770	7,757	646
	5	[▲0.92]	[17.09]	[▲7.82]	[▲2.04]	[▲2.66]	[2.38]	[▲4.29]	[2.40]	[16.37]	[▲1.61]	[8.73]	[▲15.66]		
		697	662	642	593	533	594	627						4,348	621
		[8.06]	[▲9.69]	[▲4.46]	[2.95]	[▲9.04]	[▲7.76]	[▲3.09]							
	フルタイム	299	317	363	324	332	302	338	312	284	256	351	464	3,942	329
		[▲27.25]	[0.00]	[▲3.20]	[▲4.14]	[10.67]	[▲12.72]	[1.81]	[▲14.29]	[▲11.25]	[▲12.63]	[7.67]	[10.48]		
		306	350	331	291	313	324	349	314	316	223	375	332	3,824	319
6	[2.34]	[10.41]	[▲8.82]	[▲10.19]	[▲5.72]	[7.28]	[3.25]	[0.64]	[11.27]	[▲12.89]	[6.84]	[▲28.45]			
	318	307	287	292	263	297	303						2,067	295	
	[3.92]	[▲12.29]	[▲13.29]	[0.34]	[▲15.97]	[▲8.33]	[▲13.18]								
パート	4	352	309	366	264	270	327	338	312	229	240	348	449	3,804	317
		[▲14.15]	[▲5.21]	[4.57]	[▲6.71]	[11.57]	[▲1.51]	[4.32]	[6.85]	[▲10.55]	[1.27]	[▲2.25]	[2.05]		
		339	383	341	285	273	320	298	325	281	265	385	438	3,933	328
	5	[▲3.69]	[23.95]	[▲6.83]	[7.95]	[1.11]	[▲2.14]	[▲11.83]	[4.17]	[22.71]	[10.42]	[10.63]	[▲2.45]		
		379	355	355	301	270	297	324						2,281	326
		[11.80]	[▲7.31]	[4.11]	[5.61]	[▲1.10]	[▲7.19]	[8.72]							

*[]内は、対前年同月比(%)

業務主要指標 2 (求職関係 1)

岐阜公共職業安定所

項目		4月	5月	6月	7月	8月	9月	10月	11月	12月	1月	2月	3月	合計	月平均
新規求職申込件数	4	2,568 [▲10.43]	2,174 [6.20]	2,057 [▲1.39]	1,846 [▲6.34]	1,918 [3.96]	1,975 [▲4.03]	2,018 [▲4.36]	1,784 [▲3.31]	1,461 [0.90]	2,150 [▲0.65]	2,127 [5.61]	2,177 [▲2.07]	24,255	2,021 [▲1.71]
	5	2,795 [8.84]	2,195 [0.97]	1,974 [▲4.04]	1,869 [1.25]	1,920 [0.10]	2,091 [5.87]	2,079 [3.02]	1,752 [▲1.79]	1,553 [6.30]	2,111 [▲1.81]	2,162 [1.65]	2,054 [▲5.65]	24,555	2,046 [1.24]
	6	2,925 [4.65]	2,242 [2.14]	1,838 [▲6.89]	2,018 [7.97]	1,948 [1.46]	2,071 [▲0.96]	2,062 [▲0.82]							15,104
フルタイム	4	1,350 [▲12.73]	1,224 [5.52]	1,268 [▲0.16]	1,159 [▲4.45]	1,197 [5.84]	1,207 [▲2.03]	1,185 [▲6.18]	1,076 [▲3.93]	941 [5.26]	1,312 [▲1.50]	1,303 [4.49]	1,301 [▲3.27]	14,523	1,210 [▲1.57]
	5	1,528 [13.19]	1,293 [5.64]	1,186 [▲6.47]	1,112 [▲4.06]	1,219 [1.84]	1,250 [3.56]	1,220 [2.95]	1,091 [1.39]	966 [2.66]	1,197 [▲8.77]	1,319 [1.23]	1,246 [▲4.23]	14,627	1,219 [0.72]
	6	1,501 [▲1.77]	1,259 [▲2.63]	1,093 [▲7.84]	1,176 [5.76]	1,172 [▲3.86]	1,170 [▲6.40]	1,201 [▲1.56]							8,572
55歳以上	4	393 [▲2.72]	306 [18.60]	287 [9.96]	250 [▲3.10]	266 [0.00]	245 [▲28.36]	315 [3.96]	262 [1.16]	221 [5.74]	306 [6.25]	331 [16.14]	314 [▲0.32]	3,496	291 [1.39]
	5	411 [4.58]	307 [0.33]	268 [▲6.62]	290 [16.00]	313 [17.67]	291 [18.78]	302 [▲4.13]	264 [0.76]	253 [14.48]	342 [11.76]	351 [6.04]	338 [7.64]	3,730	311 [6.69]
	6	432 [5.11]	339 [10.42]	302 [12.69]	295 [1.72]	330 [5.43]	291 [0.00]	297 [▲1.66]						2,286	327 [5.06]
65歳以上	4	117 [▲18.18]	93 [40.91]	70 [4.48]	45 [▲30.77]	66 [▲25.00]	53 [▲26.39]	82 [▲1.20]	68 [▲11.69]	50 [▲16.67]	96 [2.13]	87 [19.18]	86 [▲4.44]	913	76 [▲6.65]
	5	131 [11.97]	83 [▲10.75]	72 [2.86]	80 [77.78]	68 [3.03]	75 [41.51]	91 [10.98]	75 [10.29]	53 [6.00]	91 [▲5.21]	80 [▲8.05]	76 [▲11.63]	975	81 [6.79]
	6	117 [▲10.69]	105 [26.51]	80 [11.11]	74 [▲7.50]	79 [16.18]	77 [2.67]	73 [▲19.78]						605	86 [6.37]
パート	4	1,218 [▲7.73]	950 [7.10]	789 [▲3.31]	687 [▲9.37]	721 [0.98]	768 [▲7.02]	833 [▲1.65]	708 [▲2.34]	520 [▲6.14]	838 [0.72]	824 [7.43]	876 [▲0.23]	9,732	811 [▲1.93]
	5	1,267 [4.02]	902 [▲5.05]	788 [▲0.13]	757 [10.19]	701 [▲2.77]	841 [9.51]	859 [3.12]	661 [▲6.64]	587 [12.88]	914 [9.07]	843 [2.31]	808 [▲7.76]	9,928	827 [2.01]
	6	1,424 [12.39]	983 [8.98]	745 [▲5.46]	842 [11.23]	776 [10.70]	901 [7.13]	861 [0.23]						6,532	933 [12.79]
55歳以上	4	728 [▲1.89]	491 [16.35]	368 [▲2.39]	336 [▲10.40]	337 [▲4.80]	326 [▲45.12]	402 [4.15]	353 [▲1.94]	256 [▲2.66]	426 [1.43]	419 [14.48]	465 [6.16]	4,907	409 [▲3.73]
	5	774 [6.32]	503 [2.44]	397 [7.88]	375 [11.61]	347 [2.97]	402 [23.31]	437 [8.71]	364 [3.12]	320 [25.00]	478 [12.21]	434 [3.58]	446 [▲4.09]	5,277	440 [7.54]
	6	888 [14.73]	561 [11.53]	410 [3.27]	459 [22.40]	447 [28.82]	467 [16.17]	461 [5.49]						3,693	528 [19.97]
65歳以上	4	516 [4.88]	312 [13.04]	217 [▲12.50]	216 [▲8.47]	203 [▲10.57]	211 [▲8.66]	254 [1.20]	225 [▲4.66]	155 [▲6.63]	246 [▲12.77]	262 [17.49]	313 [9.44]	3,130	261 [▲0.76]
	5	541 [4.84]	329 [5.45]	253 [16.59]	226 [4.63]	204 [0.49]	257 [21.80]	282 [11.02]	240 [6.67]	188 [21.29]	289 [17.48]	266 [1.53]	297 [▲5.11]	3,372	281 [7.73]
	6	637 [17.74]	368 [11.85]	247 [▲2.37]	264 [16.81]	268 [31.37]	286 [11.28]	271 [▲3.90]						2,341	334 [19.01]
雇用保険受給者 (フルタイムの内数)	4	426 [▲23.52]	342 [▲2.84]	322 [▲9.55]	337 [▲5.60]	370 [16.35]	345 [▲4.43]	388 [4.86]	296 [2.78]	235 [▲6.00]	371 [3.06]	351 [18.58]	336 [2.44]	4,119	343 [▲1.76]
	5	572 [34.27]	428 [25.15]	366 [13.66]	357 [5.93]	367 [▲0.81]	384 [11.30]	427 [10.05]	351 [18.58]	292 [24.26]	344 [▲7.28]	368 [4.84]	363 [8.04]	4,619	385 [12.14]
	6	527 [▲7.87]	394 [▲7.94]	321 [▲12.30]	367 [2.80]	366 [▲0.27]	325 [▲15.36]	384 [▲10.07]						2,684	383 [▲0.39]

*[]内は、対前年同月比(%)

業務主要指標 3 (求職関係 2)

岐阜公共職業安定所

項目		4月	5月	6月	7月	8月	9月	10月	11月	12月	1月	2月	3月	合計	月平均
有効求職者数	4	11,103 [▲5.95]	11,214 [▲4.37]	11,178 [▲2.27]	10,853 [▲1.68]	10,683 [▲2.32]	10,508 [▲3.92]	10,632 [▲3.35]	10,375 [▲4.06]	9,802 [▲4.56]	9,913 [▲3.67]	10,273 [▲1.19]	10,647 [▲1.53]	127,181	10,598 [▲3.26]
	5	11,248 [1.31]	11,464 [2.23]	11,260 [0.73]	10,837 [▲0.15]	10,726 [0.40]	10,895 [3.68]	11,026 [3.71]	10,725 [3.37]	10,195 [4.01]	10,238 [3.28]	10,694 [4.10]	10,880 [2.19]	130,188	10,849 [2.36]
	6	11,675 [3.80]	11,938 [4.13]	11,784 [4.65]	11,591 [6.96]	11,392 [6.21]	11,385 [4.50]	11,415 [3.53]							81,180
フルタイム	4	6,271 [▲8.32]	6,233 [▲6.37]	6,207 [▲3.87]	6,156 [▲3.21]	6,167 [▲2.94]	6,079 [▲4.06]	6,084 [▲4.28]	5,899 [▲6.02]	5,637 [▲5.15]	5,752 [▲4.83]	5,978 [▲1.95]	6,178 [▲2.37]	72,641	6,053 [▲4.48]
	5	6,356 [1.36]	6,458 [3.61]	6,358 [2.43]	6,191 [0.57]	6,238 [1.15]	6,351 [4.47]	6,370 [4.70]	6,186 [4.87]	5,899 [4.65]	5,905 [2.66]	6,183 [3.43]	6,277 [1.60]	74,772	6,231 [2.93]
	6	6,518 [2.55]	6,579 [1.87]	6,475 [1.84]	6,462 [4.38]	6,466 [3.66]	6,412 [0.96]	6,397 [0.42]							45,309
55歳以上	4	1,567 [▲7.50]	1,586 [▲4.57]	1,582 [▲0.25]	1,505 [0.67]	1,489 [▲0.60]	1,424 [▲24.46]	1,479 [▲4.33]	1,426 [▲5.75]	1,383 [▲4.29]	1,376 [▲3.03]	1,491 [3.04]	1,540 [4.27]	17,848	1,487 [▲4.39]
	5	1,649 [5.23]	1,661 [4.73]	1,616 [2.15]	1,579 [4.92]	1,596 [7.19]	1,630 [14.47]	1,624 [9.80]	1,549 [8.63]	1,504 [8.75]	1,555 [13.01]	1,649 [10.60]	1,698 [10.26]	19,310	1,609 [8.19]
	6	1,809 [9.70]	1,823 [9.75]	1,815 [12.31]	1,763 [11.65]	1,774 [11.15]	1,738 [6.63]	1,718 [5.79]							12,440
65歳以上	4	386 [▲13.26]	403 [▲10.04]	395 [0.51]	334 [▲0.89]	325 [▲5.80]	302 [▲17.71]	330 [▲11.76]	325 [▲10.96]	319 [▲5.90]	331 [0.00]	359 [6.85]	411 [18.10]	4,220	352 [▲4.70]
	5	442 [14.51]	450 [11.66]	441 [11.65]	394 [17.96]	380 [16.92]	386 [27.81]	370 [12.12]	369 [13.54]	366 [14.73]	378 [14.20]	389 [8.36]	401 [▲2.43]	4,766	397 [12.94]
	6	464 [4.98]	472 [4.89]	485 [9.98]	451 [14.47]	425 [11.84]	412 [6.74]	409 [10.54]							3,118
パート	4	4,832 [▲2.70]	4,981 [▲1.74]	4,971 [▲0.20]	4,697 [0.38]	4,516 [▲1.46]	4,429 [▲3.74]	4,548 [▲2.09]	4,476 [▲1.34]	4,165 [▲3.74]	4,161 [▲2.02]	4,295 [▲0.12]	4,469 [▲0.33]	54,540	4,545 [▲1.59]
	5	4,892 [1.24]	5,006 [0.50]	4,902 [▲1.39]	4,646 [▲1.09]	4,488 [▲0.62]	4,544 [2.60]	4,656 [2.37]	4,539 [1.41]	4,296 [3.15]	4,333 [4.13]	4,511 [5.03]	4,603 [3.00]	55,416	4,618 [1.61]
	6	5,157 [5.42]	5,359 [7.05]	5,309 [8.30]	5,129 [10.40]	4,926 [9.76]	4,973 [9.44]	5,018 [7.77]							35,871
55歳以上	4	2,324 [▲1.61]	2,427 [▲0.61]	2,404 [1.43]	2,151 [0.80]	2,004 [▲3.84]	1,934 [▲6.66]	2,002 [▲3.14]	2,013 [▲0.89]	1,887 [▲1.97]	1,924 [1.64]	1,976 [4.05]	2,131 [6.18]	25,177	2,098 [▲0.43]
	5	2,500 [7.57]	2,592 [6.80]	2,533 [5.37]	2,278 [5.90]	2,093 [4.44]	2,084 [7.76]	2,137 [6.74]	2,113 [4.97]	2,031 [7.63]	2,076 [7.90]	2,171 [9.87]	2,249 [5.54]	26,857	2,238 [6.67]
	6	2,725 [9.00]	2,878 [11.03]	2,834 [11.88]	2,670 [17.21]	2,499 [19.40]	2,492 [19.58]	2,470 [15.58]							18,568
65歳以上	4	1,304 [5.33]	1,385 [4.37]	1,357 [6.35]	1,105 [5.74]	970 [▲3.87]	938 [▲7.22]	984 [▲2.96]	982 [▲2.58]	933 [▲2.00]	958 [1.70]	989 [6.34]	1,130 [7.52]	13,035	1,086 [1.81]
	5	1,447 [10.97]	1,527 [10.25]	1,470 [8.33]	1,237 [11.95]	1,048 [8.04]	1,052 [12.15]	1,079 [9.65]	1,092 [11.20]	1,024 [9.75]	1,049 [9.50]	1,101 [11.32]	1,198 [6.02]	14,324	1,194 [9.89]
	6	1,602 [10.71]	1,699 [11.26]	1,649 [12.18]	1,443 [16.65]	1,259 [20.13]	1,245 [18.35]	1,225 [13.53]							10,122
雇用保険受給者 (フルタイムの内数)	4	2,122 [▲19.68]	2,109 [▲20.11]	2,137 [▲20.82]	2,162 [▲16.65]	2,216 [▲12.72]	2,229 [▲10.80]	2,234 [▲11.66]	2,166 [▲12.80]	1,957 [▲16.40]	2,027 [▲13.71]	2,016 [▲10.08]	2,050 [▲7.70]	25,425	2,119 [▲14.62]
	5	2,201 [3.72]	2,346 [11.24]	2,386 [11.65]	2,428 [12.30]	2,437 [9.97]	2,407 [7.99]	2,442 [9.31]	2,352 [8.59]	2,191 [11.96]	2,210 [9.03]	2,192 [8.73]	2,197 [7.17]	27,789	2,316 [9.30]
	6	2,300 [4.50]	2,362 [0.68]	2,384 [▲0.08]	2,435 [0.29]	2,423 [▲0.57]	2,357 [▲2.08]	2,341 [▲4.14]							16,602

*[]内は、対前年同月比(%)

業務主要指標 4 (紹介関係)

岐阜公共職業安定所

項目		4月	5月	6月	7月	8月	9月	10月	11月	12月	1月	2月	3月	合計	月平均
紹介件数	4	1,851 [▲24.94]	1,850 [▲14.43]	1,836 [▲15.59]	1,688 [▲12.90]	1,632 [▲7.80]	1,813 [▲5.77]	1,936 [▲2.42]	1,751 [▲6.71]	1,363 [▲7.91]	1,772 [▲8.23]	2,069 [2.12]	2,298 [5.32]	21,859	1,822 [▲8.60]
	5	1,828 [▲1.24]	1,885 [1.89]	1,705 [▲7.14]	1,563 [▲7.41]	1,577 [▲3.37]	1,818 [0.28]	1,768 [▲8.68]	1,794 [2.46]	1,370 [0.51]	1,772 [0.00]	2,122 [2.56]	1,932 [▲15.93]	21,134	1,761 [▲3.32]
	6	1,817 [▲0.60]	1,819 [▲3.50]	1,703 [▲0.12]	1,648 [5.44]	1,350 [▲14.39]	1,735 [▲4.57]	1,732 [▲2.04]							11,804
フルタイム	4	1,140 [▲24.15]	1,100 [▲18.09]	1,129 [▲16.86]	1,076 [▲16.98]	1,020 [▲9.57]	1,132 [0.18]	1,155 [▲7.38]	1,099 [▲8.11]	888 [▲8.17]	1,007 [▲11.43]	1,182 [7.36]	1,404 [13.68]	13,332	1,111 [▲8.94]
	5	1,093 [▲4.12]	1,099 [▲0.09]	948 [▲16.03]	927 [▲13.85]	943 [▲7.55]	1,112 [▲1.77]	1,052 [▲8.92]	1,060 [▲3.55]	838 [▲5.63]	981 [▲2.58]	1,126 [▲4.74]	1,016 [▲27.64]	12,195	1,016 [▲8.53]
	6	965 [▲11.71]	995 [▲9.46]	986 [4.01]	962 [3.78]	787 [▲16.54]	954 [▲14.21]	923 [▲12.26]							6,572
55歳以上	4	235 [▲22.44]	257 [0.78]	202 [▲24.63]	215 [▲11.16]	216 [▲4.00]	229 [1.78]	229 [▲23.67]	225 [▲17.28]	179 [▲12.25]	233 [6.88]	302 [42.45]	314 [33.05]	2,836	236 [▲4.19]
	5	261 [11.06]	268 [4.28]	260 [28.71]	209 [▲2.79]	226 [4.63]	279 [21.83]	265 [15.72]	251 [11.56]	199 [11.17]	306 [31.33]	341 [12.91]	316 [0.64]	3,181	265 [12.17]
	6	293 [12.26]	282 [5.22]	244 [▲6.15]	232 [11.00]	199 [▲11.95]	252 [▲9.68]	193 [▲27.17]							1,695
65歳以上	4	39 [▲39.06]	42 [▲23.64]	31 [▲36.73]	36 [▲2.70]	37 [2.78]	20 [▲44.44]	46 [▲2.13]	26 [▲29.73]	27 [▲35.71]	41 [32.26]	43 [53.57]	41 [28.13]	429	36 [▲13.16]
	5	39 [0.00]	33 [▲21.43]	35 [12.90]	48 [33.33]	29 [▲21.62]	42 [110.00]	29 [▲36.96]	26 [0.00]	40 [48.15]	51 [24.39]	49 [13.95]	59 [43.90]	480	40 [11.89]
	6	45 [15.38]	54 [63.64]	46 [31.43]	42 [▲12.50]	19 [▲34.48]	44 [4.76]	26 [▲10.34]							276
パート	4	711 [▲26.17]	750 [▲8.42]	707 [▲13.46]	612 [▲4.67]	612 [▲4.67]	681 [▲14.23]	781 [5.97]	652 [▲4.26]	475 [▲7.41]	765 [▲3.65]	887 [▲4.11]	894 [▲5.60]	8,527	711 [▲8.05]
	5	735 [3.38]	786 [4.80]	757 [7.07]	636 [3.92]	634 [3.59]	706 [3.67]	716 [▲8.32]	734 [12.58]	532 [12.00]	791 [3.40]	996 [12.29]	916 [2.46]	8,939	745 [4.83]
	6	852 [15.92]	824 [4.83]	717 [▲5.28]	686 [7.86]	563 [▲11.20]	781 [10.62]	809 [12.99]							5,232
55歳以上	4	369 [▲18.36]	362 [1.40]	374 [▲2.60]	320 [6.31]	340 [10.75]	336 [▲6.15]	352 [▲1.12]	347 [7.10]	243 [▲5.08]	429 [12.60]	482 [9.30]	454 [▲4.62]	4,408	367 [0.34]
	5	400 [8.40]	409 [12.98]	381 [1.87]	359 [12.19]	332 [▲2.35]	328 [▲2.38]	391 [11.08]	357 [2.88]	291 [19.75]	464 [8.16]	541 [12.24]	506 [11.45]	4,759	397 [7.96]
	6	494 [23.50]	459 [12.22]	423 [11.02]	429 [19.50]	335 [0.90]	439 [33.84]	455 [16.37]							3,034
65歳以上	4	188 [▲6.47]	166 [▲4.05]	172 [▲11.34]	158 [17.04]	160 [7.38]	146 [▲24.74]	167 [▲6.18]	180 [16.88]	111 [▲9.02]	195 [14.71]	212 [17.13]	231 [0.87]	2,086	174 [0.29]
	5	196 [4.26]	198 [19.28]	216 [25.58]	178 [12.66]	168 [5.00]	172 [17.81]	165 [▲1.20]	175 [▲2.78]	154 [38.74]	249 [27.69]	252 [18.87]	262 [13.42]	2,385	199 [14.33]
	6	257 [31.12]	248 [25.25]	244 [12.96]	223 [25.28]	169 [0.60]	222 [29.07]	241 [46.06]							1,604
雇用保険受給者 (フルタイムの内数)	4	280 [▲33.49]	305 [▲23.94]	335 [▲16.87]	286 [▲30.58]	316 [▲0.32]	323 [▲1.52]	343 [▲14.25]	341 [▲21.25]	223 [▲31.17]	268 [▲11.55]	317 [▲4.23]	403 [1.77]	3,740	312 [▲16.31]
	5	324 [15.71]	305 [0.00]	256 [▲23.58]	263 [▲8.04]	276 [▲12.66]	315 [▲2.48]	345 [0.58]	325 [▲4.69]	242 [8.52]	309 [15.30]	354 [11.67]	311 [▲22.83]	3,625	302 [▲3.07]
	6	285 [▲12.04]	318 [4.26]	322 [25.78]	329 [25.10]	233 [▲15.58]	270 [▲14.29]	274 [▲20.58]							2,031

*[]内は、対前年同月比(%) *学卒を除く

業務主要指標 5 (就職関係)

岐阜公共職業安定所

項目		4月	5月	6月	7月	8月	9月	10月	11月	12月	1月	2月	3月	合計	月平均
就職件数	4	575 [▲17.15]	527 [▲11.43]	629 [▲1.41]	503 [▲4.91]	504 [2.02]	549 [▲6.31]	565 [▲5.99]	547 [▲1.80]	498 [▲1.19]	431 [▲2.27]	622 [4.89]	799 [8.56]	6,749	562 [▲3.14]
	5	561 [▲2.43]	622 [18.03]	575 [▲8.59]	500 [▲0.60]	477 [▲5.36]	558 [1.64]	577 [2.12]	558 [2.01]	514 [3.21]	422 [▲2.09]	654 [5.14]	642 [▲19.65]	6,660	555 [▲1.32]
	6	538 [▲4.10]	568 [▲8.68]	556 [▲3.30]	499 [▲0.20]	465 [▲2.52]	495 [▲11.29]	550 [▲4.68]							3,671
フルタイム	4	284 [▲21.98]	268 [▲9.15]	307 [▲6.12]	272 [▲3.55]	267 [▲4.64]	283 [▲4.39]	282 [▲3.75]	279 [▲9.71]	271 [▲1.09]	231 [▲1.70]	294 [▲2.65]	404 [11.91]	3,442	287 [▲4.86]
	5	263 [▲7.39]	286 [6.72]	268 [▲12.70]	240 [▲11.76]	246 [▲7.87]	280 [▲1.06]	306 [8.51]	282 [1.08]	268 [▲1.11]	189 [▲18.18]	313 [6.46]	283 [▲29.95]	3,224	269 [▲6.33]
	6	247 [▲6.08]	258 [▲9.79]	237 [▲11.57]	247 [2.92]	234 [▲4.88]	239 [▲14.64]	244 [▲20.26]							1,706
55歳以上	4	53 [▲26.39]	58 [3.57]	69 [▲10.39]	55 [▲20.29]	66 [26.92]	52 [▲23.53]	58 [▲9.38]	51 [▲30.14]	48 [▲30.43]	46 [▲4.17]	69 [6.15]	86 [36.51]	711	59 [▲8.38]
	5	66 [24.53]	69 [18.97]	68 [▲1.45]	56 [1.82]	55 [▲16.67]	64 [23.08]	80 [37.93]	77 [50.98]	65 [35.42]	42 [▲8.70]	76 [10.14]	82 [▲4.65]	800	67 [12.52]
	6	81 [22.73]	78 [13.04]	73 [7.35]	66 [17.86]	53 [▲3.64]	62 [▲3.13]	56 [▲30.00]							469
65歳以上	4	12 [▲33.33]	16 [23.08]	13 [▲13.33]	14 [▲22.22]	13 [44.44]	9 [▲18.18]	10 [▲50.00]	10 [▲41.18]	7 [▲50.00]	7 [▲41.67]	14 [16.67]	19 [72.73]	144	12 [▲15.29]
	5	16 [33.33]	16 [0.00]	15 [15.38]	10 [▲28.57]	11 [▲15.38]	9 [0.00]	16 [60.00]	14 [40.00]	7 [0.00]	9 [28.57]	14 [0.00]	6 [▲68.42]	143	12 [▲0.69]
	6	22 [37.50]	18 [12.50]	16 [6.67]	17 [70.00]	10 [▲9.09]	12 [33.33]	13 [▲18.75]							108
パート	4	291 [▲11.82]	259 [▲13.67]	322 [3.54]	231 [▲6.48]	237 [10.75]	266 [▲8.28]	283 [▲8.12]	268 [8.06]	227 [▲1.30]	200 [▲2.91]	328 [12.71]	395 [5.33]	3,307	276 [▲1.28]
	5	298 [2.41]	336 [29.73]	307 [▲4.66]	260 [12.55]	231 [▲2.53]	278 [4.51]	271 [▲4.24]	276 [2.99]	246 [8.37]	233 [16.50]	341 [3.96]	359 [▲9.11]	3,436	286 [3.90]
	6	291 [▲2.35]	310 [▲7.74]	319 [3.91]	252 [▲3.08]	231 [0.00]	256 [▲7.91]	306 [12.92]							1,965
55歳以上	4	137 [▲3.52]	116 [▲2.52]	158 [32.77]	104 [9.47]	113 [15.31]	130 [3.17]	121 [▲6.92]	127 [16.51]	106 [8.16]	100 [1.01]	132 [2.33]	182 [12.35]	1,526	127 [7.01]
	5	142 [3.65]	158 [36.21]	143 [▲9.49]	133 [27.88]	109 [▲3.54]	110 [▲15.38]	129 [6.61]	136 [7.09]	103 [▲2.83]	112 [12.00]	162 [22.73]	163 [▲10.44]	1,600	133 [4.85]
	6	137 [▲3.52]	142 [▲10.13]	152 [6.29]	127 [▲4.51]	116 [6.42]	122 [10.91]	158 [22.48]							954
65歳以上	4	66 [1.54]	59 [▲6.35]	75 [20.97]	53 [12.77]	44 [0.00]	63 [▲13.70]	51 [▲8.93]	64 [12.28]	54 [0.00]	47 [▲11.32]	49 [▲3.92]	88 [25.71]	713	59 [2.59]
	5	71 [7.58]	68 [15.25]	72 [▲4.00]	70 [32.08]	57 [29.55]	52 [▲17.46]	59 [15.69]	71 [10.94]	48 [▲11.11]	57 [21.28]	72 [46.94]	72 [▲18.18]	769	64 [7.85]
	6	68 [▲4.23]	72 [5.88]	70 [▲2.78]	68 [▲2.86]	61 [7.02]	46 [▲11.54]	67 [13.56]							452
雇用保険受給者 (フルタイムの内数)	4	104 [▲1.89]	82 [▲21.90]	101 [▲17.21]	76 [▲29.63]	97 [10.23]	102 [22.89]	111 [▲5.13]	107 [▲12.30]	87 [▲20.91]	82 [3.80]	81 [▲10.99]	124 [▲1.59]	1,154	96 [▲8.19]
	5	111 [6.73]	95 [15.85]	84 [▲16.83]	89 [17.11]	91 [▲6.19]	95 [▲6.86]	123 [10.81]	103 [▲3.74]	86 [▲1.15]	75 [▲8.54]	104 [28.40]	84 [▲32.26]	1,140	95 [▲1.21]
	6	78 [▲29.73]	98 [3.16]	98 [16.67]	85 [▲4.49]	91 [0.00]	88 [▲7.37]	83 [▲32.52]							621

*[]内は、対前年同月比(%) *学卒を除く

業務主要指標 6 (適用・給付関係)

岐阜公共職業安定所

項目		4月	5月	6月	7月	8月	9月	10月	11月	12月	1月	2月	3月	合計	月平均		
適用	適用事業所数	4	15,177 [1.82]	15,196 [1.88]	15,214 [1.73]	15,243 [1.67]	15,279 [1.77]	15,260 [1.94]	15,275 [1.76]	15,293 [1.62]	15,318 [1.59]	15,328 [1.38]	15,330 [1.19]	15,344 [1.26]		15,271 [1.63]	
		5	15,334 [1.03]	15,329 [0.88]	15,344 [0.85]	15,374 [0.86]	15,396 [0.77]	15,291 [0.20]	15,307 [0.21]	15,312 [0.12]	15,308 [▲0.07]	15,308 [▲0.29]	15,283 [▲0.74]	15,217 [▲0.89]	15,207 [▲0.89]		15,309 [0.24]
		6	15,202 [▲0.86]	15,216 [▲0.74]	15,146 [▲1.29]	15,162 [▲1.38]	15,059 [▲2.19]	15,054 [▲1.55]	15,009 [▲1.95]								15,121 [▲1.22]
	被保険者数	4	238,984 [▲0.25]	240,919 [0.06]	241,848 [0.09]	241,969 [0.28]	241,771 [0.40]	241,433 [0.33]	240,560 [0.12]	240,928 [0.38]	240,665 [0.36]	239,809 [0.34]	239,683 [0.38]	239,204 [0.28]			240,648 [0.23]
		5	238,478 [▲0.21]	240,048 [▲0.36]	241,396 [▲0.19]	241,151 [▲0.34]	240,696 [▲0.44]	240,385 [▲0.43]	240,557 [▲0.00]	240,892 [▲0.01]	240,795 [0.05]	240,356 [0.23]	240,241 [0.23]	239,790 [0.24]			240,399 [▲0.10]
		6	241,082 [1.09]	241,796 [0.73]	242,140 [0.31]	242,013 [0.36]	241,563 [0.36]	240,900 [0.21]	240,514 [▲0.02]								241,430 [0.43]
	離職票交付枚数	4	3,825 [▲4.23]	2,175 [17.50]	1,765 [13.50]	1,807 [▲3.73]	1,775 [9.03]	1,806 [▲0.33]	2,145 [14.22]	1,588 [0.57]	1,501 [11.68]	1,993 [1.74]	1,684 [12.42]	2,064 [10.14]	24,128		2,011 [5.60]
		5	4,057 [6.07]	2,119 [▲2.57]	1,761 [▲0.23]	2,013 [11.40]	1,975 [11.27]	1,974 [9.30]	2,219 [3.45]	1,575 [▲0.82]	1,465 [▲2.40]	2,140 [7.38]	1,728 [2.61]	1,933 [▲6.35]	24,959		2,080 [3.44]
		6	4,082 [0.62]	2,219 [4.72]	1,699 [▲3.52]	2,099 [4.27]	1,857 [▲5.97]	1,991 [0.86]	2,202 [▲0.77]						16,149		2,307 [10.92]
給付	受給資格決定件数	4	743 [▲23.16]	745 [▲3.12]	617 [3.87]	590 [▲5.45]	605 [15.02]	595 [▲4.03]	624 [2.63]	598 [20.08]	400 [▲0.50]	570 [1.79]	585 [22.38]	593 [2.42]	7,265	605 [0.55]	
		5	887 [19.38]	852 [14.36]	615 [▲0.32]	615 [4.24]	610 [0.83]	647 [8.74]	715 [14.58]	569 [▲4.85]	464 [16.00]	579 [1.58]	632 [8.03]	570 [▲3.88]	7,755	646 [6.74]	
		6	925 [4.28]	909 [6.69]	592 [▲3.74]	658 [6.99]	637 [4.43]	644 [▲0.46]	659 [▲7.83]						5,024	718 [11.06]	
	初回受給者数	4	565 [▲5.68]	558 [▲14.42]	619 [5.45]	548 [▲12.88]	524 [▲11.04]	538 [16.70]	463 [▲9.57]	529 [14.01]	457 [▲2.77]	520 [20.09]	415 [1.47]	459 [15.91]	6,195	516 [▲0.10]	
		5	513 [▲9.20]	698 [25.09]	611 [▲1.29]	682 [24.45]	682 [30.15]	465 [▲13.57]	480 [3.67]	628 [18.71]	468 [2.41]	501 [▲3.65]	455 [9.64]	462 [0.65]	6,645	554 [7.26]	
		6	581 [13.26]	844 [20.92]	498 [▲18.49]	781 [14.52]	526 [▲22.87]	472 [1.51]	608 [26.67]						4,310	616 [11.19]	
	受給者実人員	4	2,076 [▲17.09]	2,133 [▲17.52]	2,279 [▲13.87]	2,401 [▲11.92]	2,510 [▲9.35]	2,521 [▲5.93]	2,359 [▲8.10]	2,363 [▲3.04]	2,234 [▲4.24]	2,274 [0.89]	2,137 [▲0.74]	2,149 [2.92]			2,286 [▲7.76]
		5	2,080 [0.19]	2,293 [7.50]	2,439 [7.02]	2,625 [9.33]	2,829 [12.71]	2,621 [3.97]	2,577 [9.24]	2,580 [9.18]	2,395 [7.21]	2,413 [6.11]	2,293 [7.30]	2,247 [4.56]			2,449 [7.13]
		6	2,305 [10.82]	2,621 [14.30]	2,573 [5.49]	2,934 [11.77]	2,814 [▲0.53]	2,758 [5.23]	2,770 [7.49]								2,682 [9.51]
	支給額(万円)	4	22,410 [▲27.32]	25,346 [▲18.18]	27,561 [▲17.20]	27,806 [▲15.56]	32,085 [▲6.04]	32,974 [▲5.47]	27,632 [▲11.46]	30,553 [3.28]	26,762 [▲9.00]	28,721 [8.16]	25,086 [1.63]	28,848 [▲0.77]	335,784		27,982 [▲8.65]
		5	23,753 [5.99]	27,791 [9.64]	30,624 [11.11]	29,822 [7.25]	39,444 [22.94]	32,624 [▲1.06]	31,895 [15.43]	32,615 [6.75]	27,865 [4.12]	33,768 [17.57]	29,447 [17.39]	28,211 [▲2.21]	367,859		30,655 [9.55]
		6	27,580 [16.11]	33,225 [19.55]	30,191 [▲1.41]	35,436 [18.83]	38,013 [▲3.63]	33,467 [2.58]	37,887 [18.78]						235,798		33,685 [9.89]

*[]内は、対前年同月比(%) *「適用事業所数」及び「被保険者数」は、各月末現在における数値

業務主要指標 7 (諸比率 1)

岐阜公共職業安定所

項目		4月	5月	6月	7月	8月	9月	10月	11月	12月	1月	2月	3月	年度	備考
新規求人倍率(倍)		4	2.58	2.73	3.13	3.63	3.10	3.25	3.61	3.22	4.51	3.42	3.02	3.06	3.22
		5	2.22	2.83	3.32	3.27	3.13	3.11	3.15	3.45	4.38	3.26	3.25	3.10	3.15
		6	2.12	3.01	3.20	3.01	3.17	2.83	3.04						
	フルタイム	4	2.82	2.89	2.92	3.44	2.95	3.09	3.61	3.10	3.91	3.30	2.80	2.90	3.12
		5	2.48	3.00	3.31	3.39	2.97	3.08	3.13	3.31	4.19	3.31	3.13	3.01	3.16
		6	2.49	3.32	3.25	3.21	3.07	2.96	3.15						
	パート	4	2.31	2.53	3.46	3.95	3.36	3.52	3.61	3.41	5.59	3.60	3.36	3.30	3.37
		5	1.91	2.59	3.34	3.11	3.41	3.14	3.17	3.68	4.71	3.19	3.44	3.24	3.14
		6	1.72	2.61	3.12	2.73	3.32	2.64	2.89						
有効求人倍率(倍)		4	1.63	1.59	1.61	1.68	1.70	1.75	1.79	1.78	1.90	1.92	1.87	1.80	1.75
		5	1.61	1.57	1.59	1.65	1.67	1.65	1.67	1.72	1.83	1.86	1.83	1.73	1.70
		6	1.56	1.52	1.49	1.52	1.54	1.51	1.52						
	フルタイム	4	1.66	1.67	1.69	1.75	1.75	1.78	1.84	1.83	1.91	1.93	1.87	1.82	1.79
		5	1.69	1.70	1.72	1.78	1.76	1.73	1.72	1.76	1.88	1.92	1.85	1.76	1.77
		6	1.67	1.67	1.65	1.68	1.65	1.60	1.62						
	パート	4	1.58	1.50	1.51	1.58	1.64	1.70	1.72	1.72	1.90	1.90	1.86	1.77	1.69
		5	1.50	1.40	1.43	1.48	1.55	1.55	1.59	1.66	1.76	1.79	1.80	1.68	1.59
		6	1.42	1.34	1.30	1.33	1.39	1.39	1.40						
紹介一般%	雇用保険受給者以外	4	93.07	90.14	83.93	96.11	85.13	93.85	101.88	97.18	94.19	78.53	90.86	103.73	92.20
		5	80.44	91.79	84.39	87.95	78.29	92.03	89.16	99.32	88.43	78.78	81.18	79.84	85.63
		6	69.82	78.27	86.01	78.24	68.73	80.95	79.44						
	雇用保険受給者	4	65.73	89.18	104.04	84.87	85.41	93.62	88.40	115.20	94.89	72.24	90.31	119.94	90.80
		5	56.64	71.26	69.95	73.67	75.20	82.03	80.80	92.59	82.88	89.83	96.20	85.67	78.48
		6	54.08	80.71	100.31	89.65	63.66	83.08	71.35						
就職率(%)		4	22.39	24.24	30.58	27.25	26.28	27.80	28.00	30.66	34.09	20.05	29.24	36.70	27.83
		5	20.07	28.34	29.13	26.75	24.84	26.69	27.75	31.85	33.10	19.99	30.25	31.26	27.12
		6	18.39	25.33	30.25	24.73	23.87	23.90	26.67						
	フルタイム	4	21.04	21.90	24.21	23.47	22.31	23.45	23.80	25.93	28.80	17.61	22.56	31.05	23.70
		5	17.21	22.12	22.60	21.58	20.18	22.40	25.08	25.85	27.74	15.79	23.73	22.71	22.04
		6	16.46	20.49	21.68	21.00	19.97	20.43	20.32						
	55歳以上	4	13.49	18.95	24.04	22.00	24.81	21.22	18.41	19.47	21.72	15.03	20.85	27.39	20.34
		5	16.06	22.48	25.37	19.31	17.57	21.99	26.49	29.17	25.69	12.28	21.65	24.26	21.45
		6	18.75	23.01	24.17	22.37	16.06	21.31	18.86						
	65歳以上	4	10.26	17.20	18.57	31.11	19.70	16.98	12.20	14.71	14.00	7.29	16.09	22.09	15.77
		5	12.21	19.28	20.83	12.50	16.18	12.00	17.58	18.67	13.21	9.89	17.50	7.89	14.67
		6	18.80	17.14	20.00	22.97	12.66	15.58	17.81						
	雇用保険受給者	4	24.41	23.98	31.37	22.55	26.22	29.57	28.61	36.15	37.02	22.10	23.08	36.90	28.02
		5	19.41	22.20	22.95	24.93	24.80	24.74	28.81	29.34	29.45	21.80	28.26	23.14	24.68
		6	14.80	24.87	30.53	23.16	24.86	27.08	21.61						
	パート	4	23.89	27.26	40.81	33.62	32.87	34.64	33.97	37.85	43.65	23.87	39.81	45.09	33.98
		5	23.52	37.25	38.96	34.35	32.95	33.06	31.55	41.75	41.91	25.49	40.45	44.43	34.61
		6	20.44	31.54	42.82	29.93	29.77	28.41	35.54						
55歳以上	4	18.82	23.63	42.93	30.95	33.53	39.88	30.10	35.98	41.41	23.47	31.50	39.14	31.10	
	5	18.35	31.41	36.02	35.47	31.41	27.36	29.52	37.36	32.19	23.43	37.33	36.55	30.32	
	6	15.43	25.31	37.07	27.67	25.95	26.12	34.27							
65歳以上	4	12.79	18.91	34.56	24.54	21.67	29.86	20.08	28.44	34.84	19.11	18.70	28.12	22.78	
	5	13.12	20.67	28.46	30.97	27.94	20.23	20.92	29.58	25.53	19.72	27.07	24.24	22.81	
	6	10.68	19.57	28.34	25.76	22.76	16.08	24.72							

*「就職率」、「紹介率」については新規求職者に対する割合

業務主要指標 8 (諸比率 2)

岐阜公共職業安定所

項目		4月	5月	6月	7月	8月	9月	10月	11月	12月	1月	2月	3月	年度	備考	
岐阜県	充足率(%)	4	9.84	10.55	11.33	8.77	10.12	9.79	9.28	10.86	7.79	6.75	10.90	13.72	9.92	
		5	10.38	11.80	10.25	9.41	9.75	9.91	9.88	10.57	8.77	7.10	10.81	12.07	10.04	
		6	11.26	9.81	10.92	9.76	8.64	10.15	10.01							
	フルタイム	4	7.87	8.97	9.81	8.12	9.41	8.10	7.90	9.36	7.72	5.91	9.62	12.31	8.70	
		5	8.07	9.03	8.44	7.73	8.66	8.40	9.13	8.69	7.81	5.63	9.08	8.84	8.28	
		6	8.50	7.34	8.08	7.73	7.32	8.56	8.01							
	パート	4	12.52	12.87	13.39	9.73	11.15	12.11	11.24	12.94	7.88	7.96	12.58	15.55	11.61	
		5	14.00	16.40	12.97	12.11	11.41	12.12	10.94	13.37	10.17	9.10	13.27	16.71	12.64	
		6	15.49	13.84	15.25	13.10	10.49	12.46	13.04							
岐阜県	有効求人倍率(倍) (学卒及びパートを除く)	4	1.60	1.58	1.65	1.70	1.70	1.74	1.74	1.76	1.82	1.78	1.73	1.66	1.70	
		5	1.55	1.54	1.57	1.59	1.58	1.57	1.59	1.65	1.71	1.72	1.70	1.66	1.62	
		6	1.58	1.57	1.59	1.61	1.62	1.61	1.66							
	有効求人倍率(倍) (学卒を除きパートを含む)	4	1.63	1.63	1.66	1.67	1.68	1.68	1.67	1.68	1.68	1.66	1.64	1.61	1.66	季調値
		5	1.58	1.59	1.58	1.57	1.57	1.57	1.58	1.56	1.56	1.57	1.58	1.60	1.58	〃
		6	1.58	1.57	1.53	1.50	1.51	1.49	1.54							〃
	有効求人倍率(倍) (パート)	4	1.47	1.42	1.47	1.56	1.60	1.61	1.59	1.64	1.73	1.84	1.72	1.62	1.60	
		5	1.41	1.36	1.38	1.48	1.54	1.54	1.57	1.57	1.63	1.67	1.66	1.57	1.53	
		6	1.36	1.29	1.27	1.29	1.35	1.34	1.41							
	就職率(%) (フルタイム)	4	23.83	25.49	27.73	27.63	26.58	27.03	28.05	28.59	29.00	18.99	26.29	30.84	26.55	
		5	21.71	27.79	26.92	25.17	23.47	25.07	28.16	29.03	28.90	18.74	26.00	26.85	25.47	
		6	21.59	22.92	24.69	23.04	22.66	25.35	23.39							
就職率(%) (パート)	4	28.27	34.34	43.51	38.82	37.32	37.20	37.29	39.35	44.66	27.30	36.53	52.49	37.53		
	5	29.63	37.13	44.30	39.13	35.50	35.16	36.69	43.33	40.02	27.05	40.80	48.00	37.55		
	6	26.33	33.93	40.46	36.89	34.81	35.71	35.44								
全国	完全失業者数(万人)	4	178	180	181	176	174	182	179	173	174	171	179	190	178	季調値
		5	180	177	174	182	183	177	176	177	172	170	182	182	178	〃
		6	183	182	176	187	172	168	171							〃
	完全失業率(%)	4	2.6	2.6	2.6	2.5	2.5	2.6	2.6	2.5	2.5	2.5	2.6	2.7	2.6	季調値
		5	2.6	2.6	2.5	2.6	2.6	2.6	2.5	2.5	2.5	2.4	2.6	2.6	2.6	〃
		6	2.6	2.6	2.5	2.7	2.5	2.4	2.5							〃
有効求人倍率(倍) (学卒を除きパートを含む)	4	1.24	1.25	1.27	1.29	1.31	1.32	1.33	1.35	1.35	1.35	1.34	1.32	1.31	季調値	
	5	1.32	1.32	1.31	1.30	1.30	1.29	1.29	1.27	1.27	1.27	1.26	1.28	1.29	〃	
	6	1.26	1.24	1.23	1.24	1.23	1.24	1.25							〃	

*「就職率」、「充足率」については、新規求職者数(あるいは新規求人数)に対する割合。

*岐阜県「有効求人倍率」年度欄、全国「有効求人倍率」年度欄は実数値。

*季節調整法はセンサス局法Ⅱ(X-12-ARIMA)による。なお、令和5年12月以前の数値は新季節指数により改訂されている。