

# 情報は **力** ちから

## 2024年4月号（3月内容）

### 今月の動き

新規求人数を対前年同月比で見ると、総数・フルタイム・パートタイム全て2ヶ月ぶりに減少した。

有効求人数を対前年同月比で見ると、総数は3ヶ月ぶり、フルタイムは5ヶ月ぶり、パートタイムは2ヶ月ぶりにそれぞれ減少した。

有効求人数を業種別に対前年同月比を見ると、派遣・請負業やビルメンテナンス業などサービス業の求人が大幅に増えたが、これは年度契約の受注者変更等に伴うものと思われる。

一方で、卸売・小売業や飲食・宿泊業、製造業、建設業等ほぼ全ての業種で大幅に減少した。

これらの事から、新型コロナ感染症に伴う行動制限解除の影響も一巡し、物価高・資源価格高や賃金上昇などが、求人活動にも影響を及ぼしつつあるように感じられる。

新規求職者数を対前年同月比で見ると、総数・フルタイムは2ヶ月ぶりに減少し、パートタイムは4ヶ月ぶりに減少した。

有効求職者数を対前年同月比で見ると、総数は8ヶ月・フルタイムは12ヶ月・パートタイムも7ヶ月それぞれ連続増加した。

求人・求職の動向から、全体的には人手不足が高まっているものの、物価高や賃金上昇などの影響が顕在化しつつあるように感じられる。

雇用保険にかかる状況を対前年同月比で見ると、雇用保険適用事業所数は4ヶ月連続減少し、雇用保険に加入する人数は4ヶ月連続増加したものの、対前月比ではそれぞれ4ヶ月連続減少した。

また、離職票の発行枚数は3ヶ月ぶりに減少し、雇用保険の一般求職者給付の受給手続きをした者も4ヶ月ぶりに減少したものの、雇用保険初回受給者数は2ヶ月連続増加した。

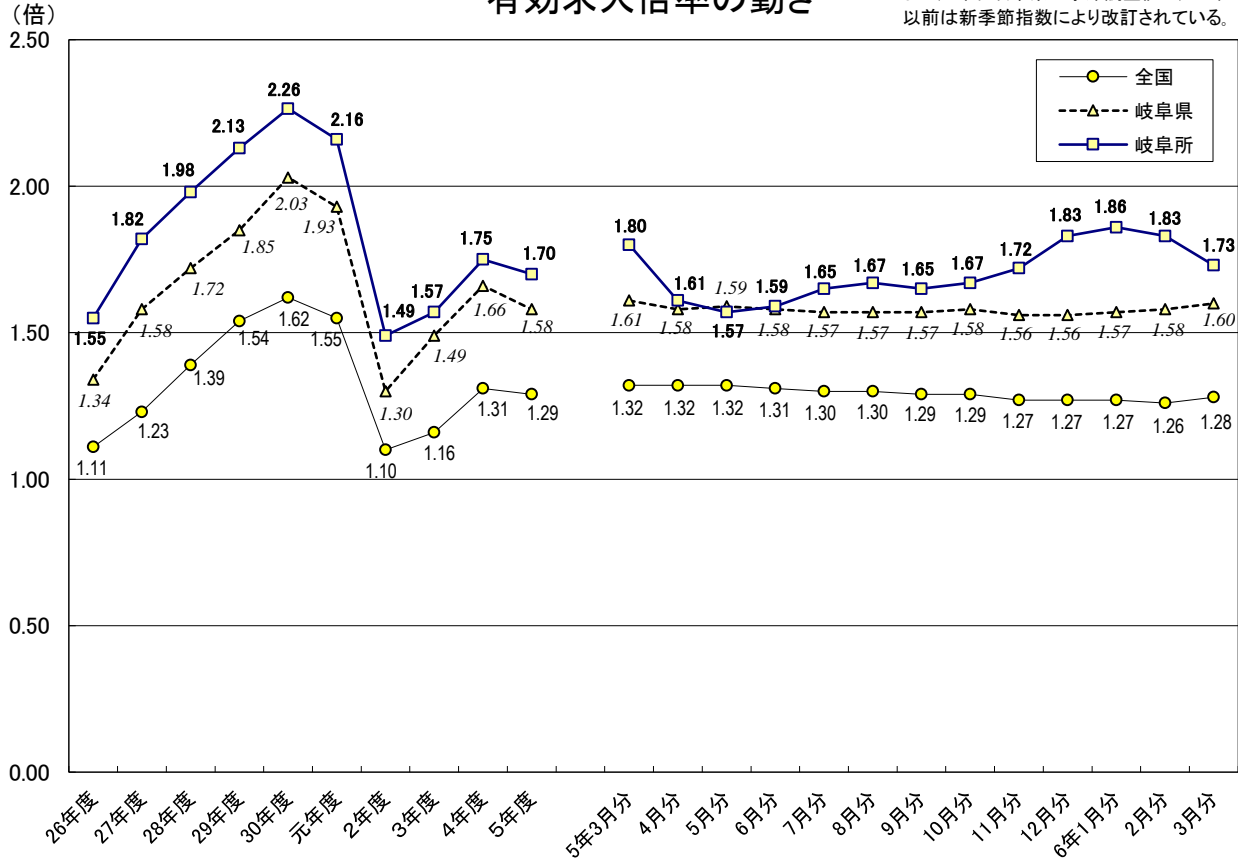
雇用保険関係指標から、雇用環境は景気減速しつつあるように感じられる。

岐阜公共職業安定所

ハローワーク ぎふ

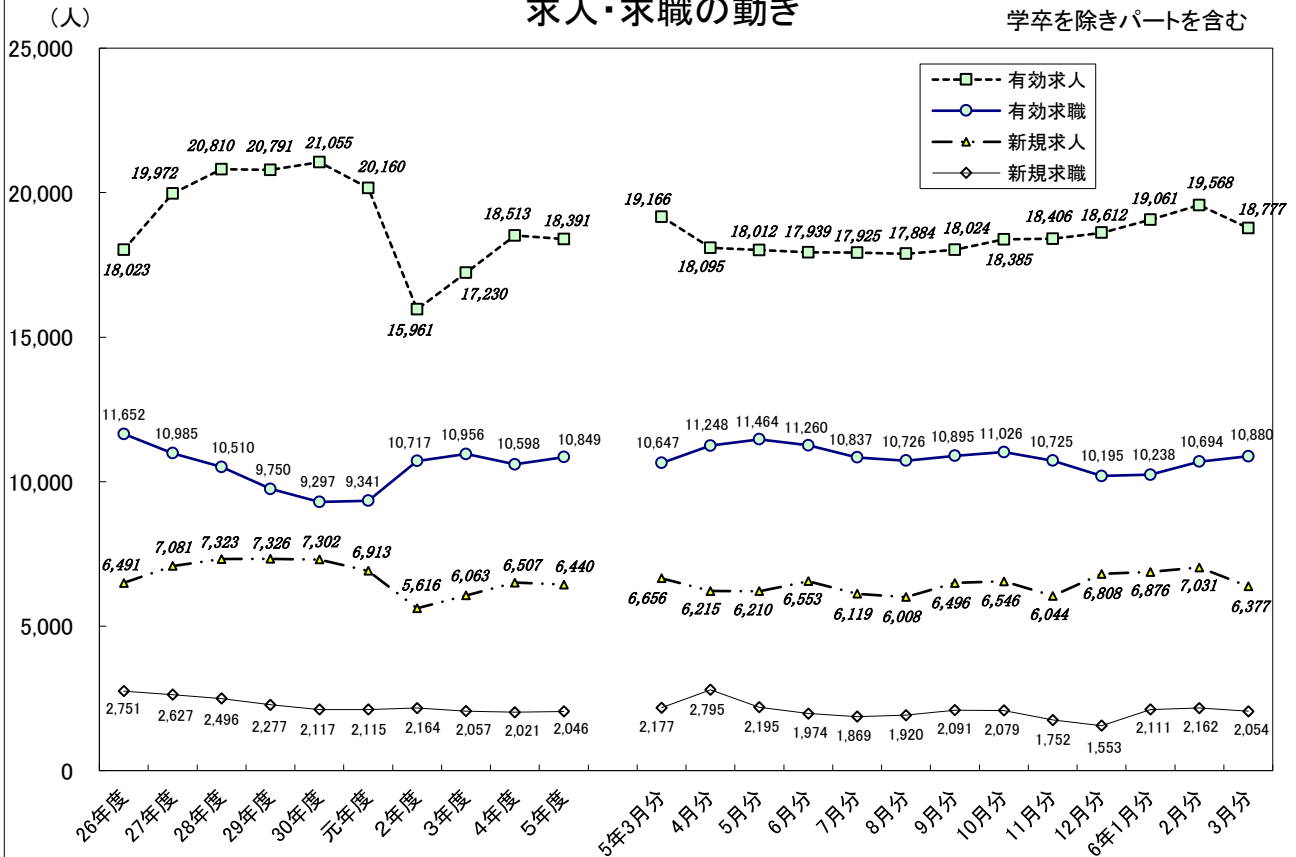
## 有効求人倍率の動き

数値は学卒を除きパートを含む。  
また、全国・岐阜県は季節調整値で、R5年12月以前は新季節指数により改訂されている。

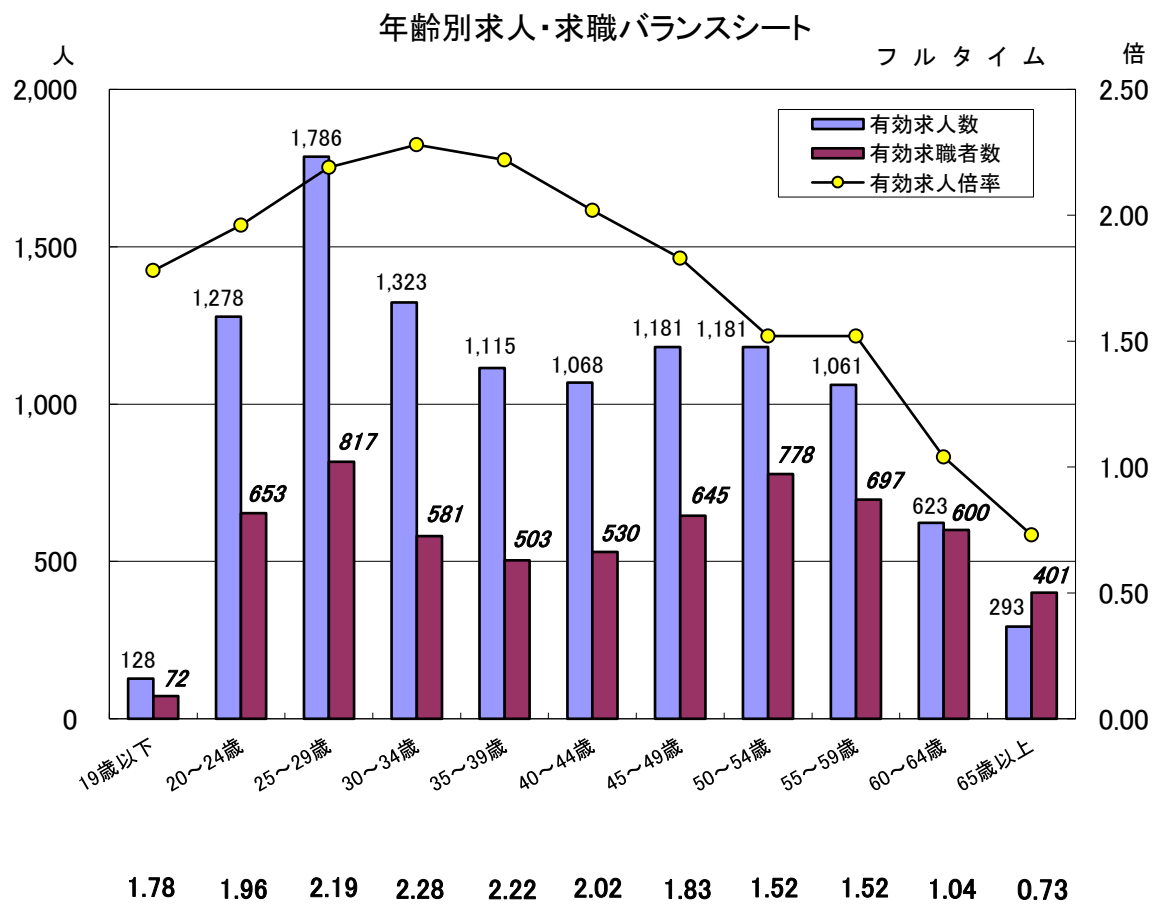
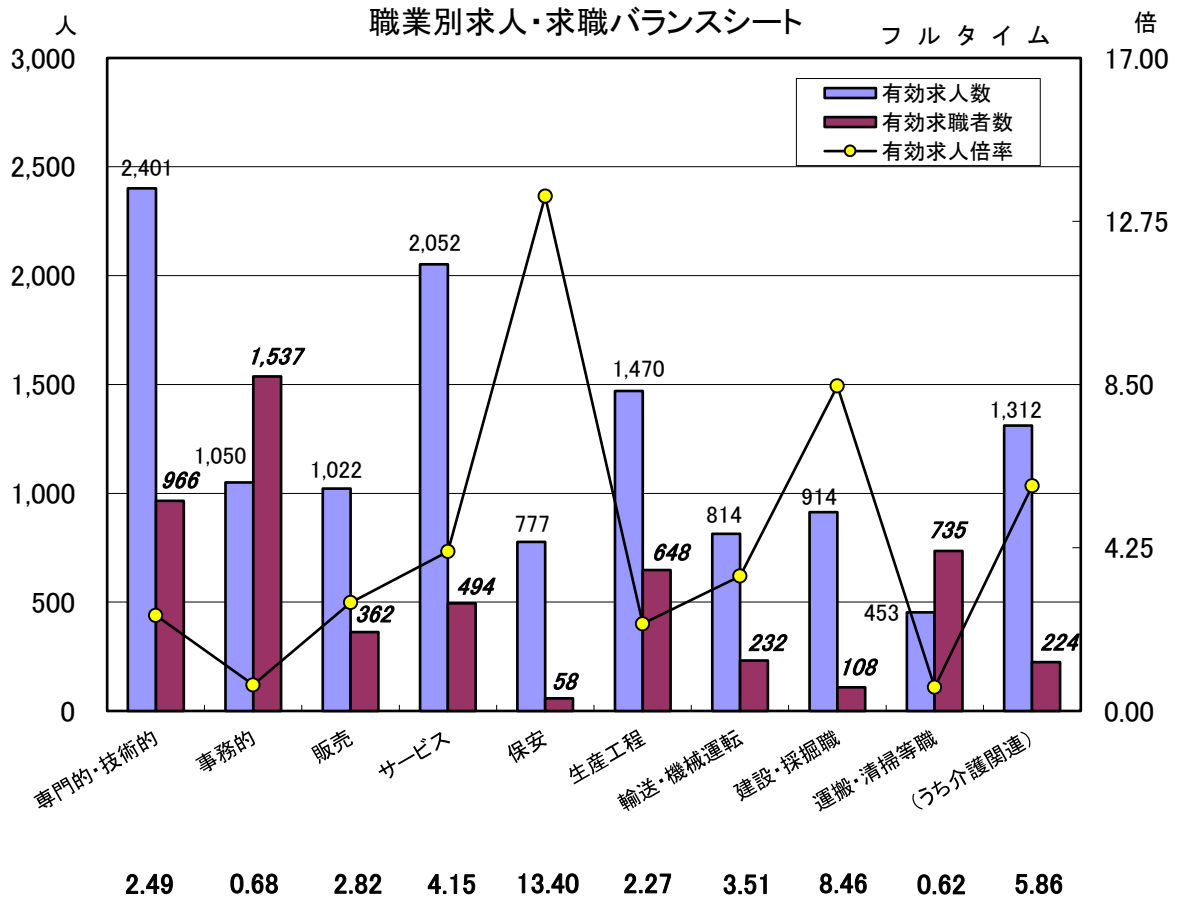


## 求人・求職の動き

学卒を除きパートを含む

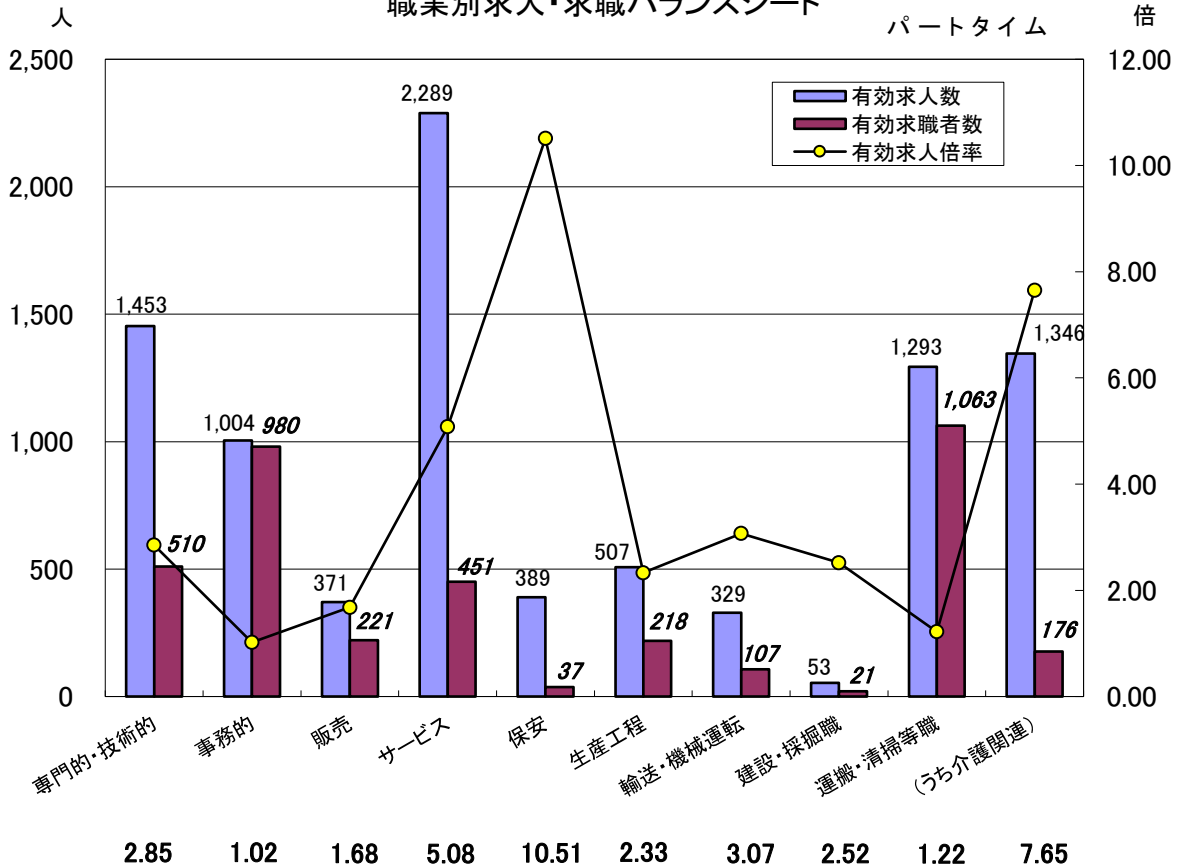


\*「有効求人人数」「有効求職者数」「新規求人人数」「新規求職者数」の年度分は月平均

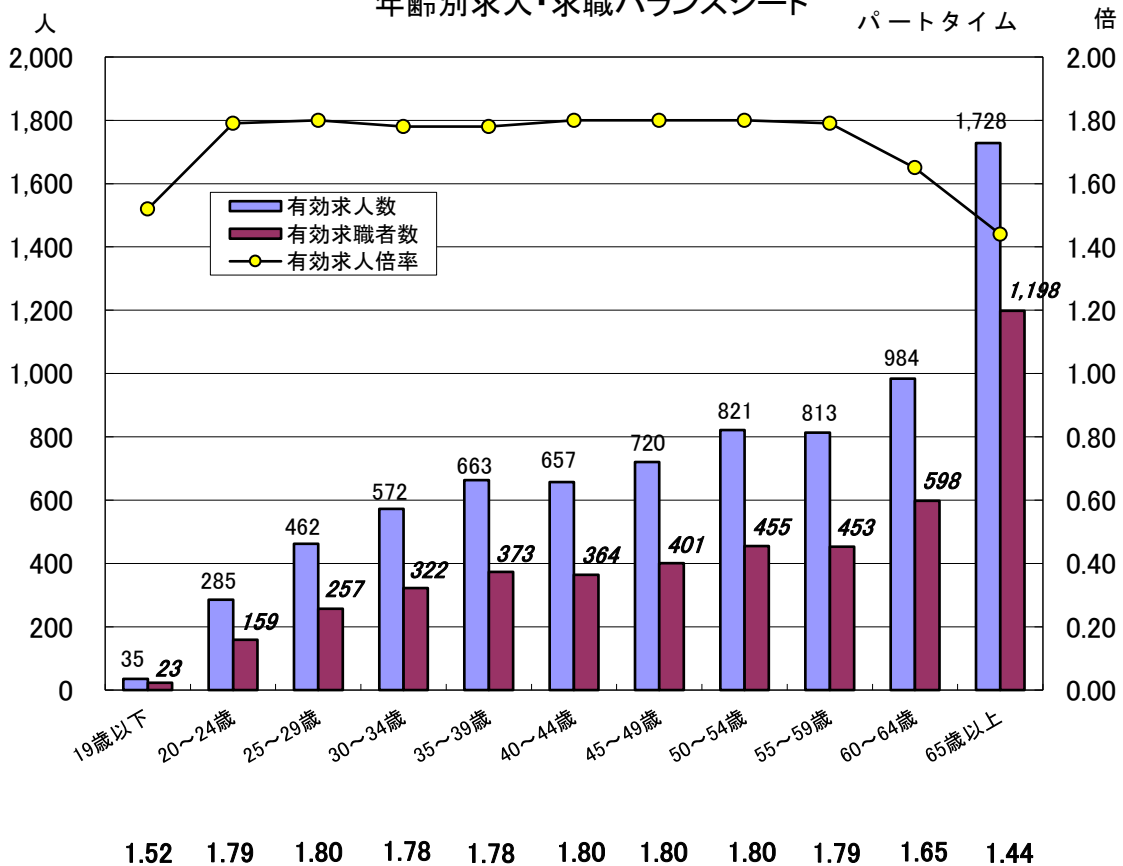


\*年齢別の「有効求人数」「有効求人倍率」は「就職機会積み上げ方式」による  
 \*介護関連の職業は、「専門・技術職」と「サービス職」の内数となります

職業別求人・求職バランスシート



年齢別求人・求職バランスシート



\*年齢別の「有効求人数」「有効求人倍率」は「就職機会積み上げ方式」による

\*介護関連の職業は、「専門・技術職」と「サービス職」の内数となります

# 業務主要指標 1 (求人関係)

岐阜公共職業安定所

項目		4月	5月	6月	7月	8月	9月	10月	11月	12月	1月	2月	3月	合計	月平均
新規求人数	3	5,806 [18.59]	5,527 [11.27]	6,083 [▲3.03]	5,929 [7.06]	5,461 [10.73]	6,511 [5.08]	6,473 [12.95]	5,596 [8.09]	6,002 [4.91]	6,981 [7.14]	6,055 [13.54]	6,330 [3.48]	72,754	6,063 [7.95]
	4	6,613 [13.90]	5,934 [7.36]	6,435 [5.79]	6,702 [13.04]	5,950 [8.95]	6,427 [▲1.29]	7,284 [12.53]	5,745 [2.66]	6,585 [9.71]	7,343 [5.19]	6,415 [5.95]	6,656 [5.15]	78,089	6,507 [7.33]
	5	6,215 [▲6.02]	6,210 [4.65]	6,553 [1.83]	6,119 [▲8.70]	6,008 [0.97]	6,496 [1.07]	6,546 [▲10.13]	6,044 [5.20]	6,808 [3.39]	6,876 [▲6.36]	7,031 [9.60]	6,377 [▲4.19]	77,283	6,440 [▲1.03]
フルタイム	3	3,338 [10.90]	3,162 [21.90]	3,548 [▲0.50]	3,514 [3.32]	3,114 [16.67]	3,929 [9.14]	3,794 [8.68]	3,298 [19.41]	3,658 [10.78]	3,837 [2.43]	3,464 [17.23]	3,609 [5.03]	42,265	3,522 [9.69]
	4	3,801 [13.87]	3,533 [11.73]	3,702 [4.34]	3,989 [13.52]	3,529 [13.33]	3,727 [▲5.14]	4,277 [12.73]	3,333 [1.06]	3,678 [0.55]	4,328 [12.80]	3,649 [5.34]	3,769 [4.43]	45,315	3,776 [7.22]
	5	3,794 [▲0.18]	3,875 [9.68]	3,923 [5.97]	3,765 [▲5.62]	3,615 [2.44]	3,855 [3.43]	3,823 [▲10.61]	3,614 [8.43]	4,044 [9.95]	3,964 [▲8.41]	4,129 [13.15]	3,756 [▲0.34]	46,157	3,846 [1.86]
パート	3	2,468 [30.86]	2,365 [▲0.34]	2,535 [▲6.35]	2,415 [13.01]	2,347 [3.71]	2,582 [▲0.54]	2,679 [19.60]	2,298 [▲4.84]	2,344 [▲3.10]	3,144 [13.50]	2,591 [8.96]	2,721 [1.49]	30,489	2,541 [5.63]
	4	2,812 [13.94]	2,401 [1.52]	2,733 [7.81]	2,713 [12.34]	2,421 [3.15]	2,700 [4.57]	3,007 [12.24]	2,412 [4.96]	2,907 [24.02]	3,015 [▲4.10]	2,766 [6.75]	2,887 [6.10]	32,774	2,731 [7.49]
	5	2,421 [▲13.90]	2,335 [▲2.75]	2,630 [▲3.77]	2,354 [▲13.23]	2,393 [▲1.16]	2,641 [▲2.19]	2,723 [▲9.44]	2,430 [0.75]	2,764 [▲4.92]	2,912 [▲3.42]	2,902 [4.92]	2,621 [▲9.21]	31,126	2,594 [▲5.03]
有効求人数	3	16,393 [1.17]	16,327 [10.42]	16,579 [7.56]	16,568 [5.10]	16,624 [7.00]	17,284 [9.09]	17,599 [10.85]	17,543 [9.95]	17,298 [9.62]	17,970 [6.67]	18,327 [9.80]	18,250 [8.40]	206,762	17,230 [7.95]
	4	18,051 [10.11]	17,869 [9.44]	18,013 [8.65]	18,189 [9.78]	18,182 [9.37]	18,341 [6.12]	19,031 [8.14]	18,466 [5.26]	18,666 [7.91]	18,985 [5.65]	19,195 [4.74]	19,166 [5.02]	222,154	18,513 [7.44]
	5	18,095 [0.24]	18,012 [0.80]	17,939 [▲0.41]	17,925 [▲1.45]	17,884 [▲1.64]	18,024 [▲1.73]	18,385 [▲3.39]	18,406 [▲0.32]	18,612 [▲0.29]	19,061 [0.40]	19,568 [1.94]	18,777 [▲2.03]	220,688	18,391 [▲0.66]
フルタイム	3	9,394 [1.59]	9,394 [10.35]	9,689 [9.94]	9,765 [7.75]	9,780 [7.21]	10,241 [9.89]	10,384 [11.17]	10,514 [13.48]	10,391 [13.36]	10,428 [8.83]	10,628 [11.50]	10,475 [8.93]	121,083	10,090 [9.50]
	4	10,424 [10.96]	10,401 [10.72]	10,515 [8.53]	10,790 [10.50]	10,790 [10.33]	10,829 [5.74]	11,223 [8.08]	10,785 [2.58]	10,772 [3.67]	11,096 [6.41]	11,193 [5.32]	11,268 [7.57]	130,086	10,841 [7.44]
	5	10,735 [2.98]	10,984 [5.61]	10,947 [4.11]	11,027 [2.20]	10,948 [1.46]	10,963 [1.24]	10,979 [▲2.17]	10,886 [0.94]	11,064 [2.71]	11,312 [1.95]	11,446 [2.26]	11,037 [▲2.05]	132,328	11,027 [1.72]
パート	3	6,999 [0.60]	6,933 [10.52]	6,890 [4.38]	6,803 [1.52]	6,844 [6.69]	7,043 [7.94]	7,215 [10.41]	7,029 [5.05]	6,907 [4.43]	7,542 [3.83]	7,699 [7.54]	7,775 [7.69]	85,679	7,140 [5.84]
	4	7,627 [8.97]	7,468 [7.72]	7,498 [8.82]	7,399 [8.76]	7,392 [8.01]	7,512 [6.66]	7,808 [8.22]	7,681 [9.28]	7,894 [14.29]	7,889 [4.60]	8,002 [3.94]	7,898 [1.58]	92,068	7,672 [7.46]
	5	7,360 [▲3.50]	7,028 [▲5.89]	6,992 [▲6.75]	6,898 [▲6.77]	6,936 [▲6.17]	7,061 [▲6.00]	7,406 [▲5.15]	7,520 [▲2.10]	7,548 [▲4.38]	7,749 [▲1.77]	8,122 [1.50]	7,740 [▲2.00]	88,360	7,363 [▲4.03]
充足数	3	821 [38.68]	643 [40.39]	725 [6.77]	621 [▲15.97]	542 [▲9.06]	678 [▲6.61]	656 [▲10.01]	656 [1.86]	576 [▲0.52]	530 [▲1.67]	682 [11.80]	860 [▲16.67]	7,990	666 [0.85]
	4	651 [▲20.71]	626 [▲2.64]	729 [0.55]	588 [▲5.31]	602 [11.07]	629 [▲7.23]	624 [3.05]	624 [▲4.88]	513 [▲10.94]	496 [▲6.42]	699 [2.49]	913 [6.16]	7,746	646 [▲3.05]
	5	645 [▲0.92]	733 [17.09]	672 [▲7.82]	576 [▲2.04]	586 [▲2.66]	644 [2.38]	647 [▲4.29]	639 [2.40]	597 [16.37]	488 [▲1.61]	760 [8.73]	770 [▲15.66]	7,757	646 [0.14]
フルタイム	3	411 [22.69]	317 [20.99]	375 [9.33]	338 [▲1.74]	300 [▲10.18]	346 [2.98]	332 [▲11.94]	364 [13.40]	320 [16.36]	293 [8.52]	326 [10.14]	420 [▲5.62]	4,142	345 [5.18]
	4	299 [▲27.25]	317 [0.00]	363 [▲3.20]	324 [▲4.14]	332 [10.67]	302 [▲12.72]	338 [1.81]	312 [▲14.29]	284 [▲11.25]	256 [▲12.63]	351 [7.67]	464 [10.48]	3,942	329 [▲4.83]
	5	306 [2.34]	350 [10.41]	331 [▲8.82]	291 [▲10.19]	313 [▲5.72]	324 [7.28]	349 [3.25]	314 [0.64]	316 [11.27]	223 [▲12.89]	375 [6.84]	332 [▲28.45]	3,824	319 [▲2.99]
パート	3	410 [59.53]	326 [66.33]	350 [4.17]	283 [▲28.35]	242 [▲7.63]	332 [▲14.87]	324 [▲7.95]	292 [▲9.60]	256 [▲15.79]	237 [▲11.90]	356 [13.38]	440 [▲25.04]	3,848	321 [▲3.44]
	4	352 [▲14.15]	309 [▲5.21]	366 [4.57]	264 [▲6.71]	270 [11.57]	327 [▲1.51]	338 [4.32]	312 [6.85]	229 [▲10.55]	240 [1.27]	348 [▲2.25]	449 [2.05]	3,804	317 [▲1.14]
	5	339 [▲3.69]	383 [23.95]	341 [▲6.83]	285 [7.95]	273 [1.11]	320 [▲2.14]	298 [▲11.83]	325 [4.17]	281 [22.71]	265 [10.42]	385 [10.63]	438 [▲2.45]	3,933	328 [3.39]

\*[ ]内は、対前年同月比(%)

## 業務主要指標 2 (求職関係 1)

岐阜公共職業安定所

項目		4月	5月	6月	7月	8月	9月	10月	11月	12月	1月	2月	3月	合計	月平均
新規求職申込件数	3	2,867 [17.40]	2,047 [▲1.35]	2,086 [▲19.33]	1,971 [▲13.06]	1,845 [▲8.25]	2,058 [▲9.54]	2,110 [▲9.40]	1,845 [4.41]	1,448 [▲8.59]	2,164 [3.10]	2,014 [▲1.66]	2,223 [▲10.54]	24,678	2,057 [▲4.97]
	4	2,568 [▲10.43]	2,174 [6.20]	2,057 [▲1.39]	1,846 [▲6.34]	1,918 [3.96]	1,975 [▲4.03]	2,018 [▲4.36]	1,784 [▲3.31]	1,461 [0.90]	2,150 [▲0.65]	2,127 [5.61]	2,177 [▲2.07]	24,255	2,021 [▲1.71]
	5	2,795 [8.84]	2,195 [0.97]	1,974 [▲4.04]	1,869 [1.25]	1,920 [0.10]	2,091 [5.87]	2,079 [3.02]	1,752 [▲1.79]	1,553 [6.30]	2,111 [▲1.81]	2,162 [1.65]	2,054 [▲5.65]	24,555	2,046 [1.24]
フルタイム	3	1,547 [1.11]	1,160 [▲15.64]	1,270 [▲18.59]	1,213 [▲14.58]	1,131 [▲10.80]	1,232 [▲10.01]	1,263 [▲9.91]	1,120 [▲1.06]	894 [▲13.12]	1,332 [2.86]	1,247 [▲1.19]	1,345 [▲10.39]	14,754	1,230 [▲8.60]
	4	1,350 [▲12.73]	1,224 [5.52]	1,268 [▲0.16]	1,159 [▲4.45]	1,197 [5.84]	1,207 [▲2.03]	1,185 [▲6.18]	1,076 [▲3.93]	941 [5.26]	1,312 [▲1.50]	1,303 [4.49]	1,301 [▲3.27]	14,523	1,210 [▲1.57]
	5	1,528 [13.19]	1,293 [5.64]	1,186 [▲6.47]	1,112 [▲4.06]	1,219 [1.84]	1,250 [3.56]	1,220 [2.95]	1,091 [1.39]	966 [2.66]	1,197 [▲8.77]	1,319 [1.23]	1,246 [▲4.23]	14,627	1,219 [0.72]
55歳以上	3	404 [6.04]	258 [▲15.69]	261 [▲14.98]	258 [▲15.69]	266 [7.26]	342 [35.71]	303 [1.68]	259 [16.14]	209 [▲2.34]	288 [▲6.49]	285 [▲3.72]	315 [▲3.08]	3,448	287 [▲0.46]
	4	393 [▲2.72]	306 [18.60]	287 [9.96]	250 [▲3.10]	266 [0.00]	245 [▲28.36]	315 [3.96]	262 [1.16]	221 [5.74]	306 [6.25]	331 [16.14]	314 [▲0.32]	3,496	291 [1.39]
	5	411 [4.58]	307 [0.33]	268 [▲6.62]	290 [16.00]	313 [17.67]	291 [18.78]	302 [▲4.13]	264 [0.76]	253 [14.48]	342 [11.76]	351 [6.04]	338 [7.64]	3,730	311 [6.69]
65歳以上	3	143 [18.18]	66 [▲9.59]	67 [▲21.18]	65 [▲14.47]	88 [22.22]	72 [1.41]	83 [▲2.35]	77 [45.28]	60 [15.38]	94 [2.17]	73 [▲7.59]	90 [▲7.22]	978	82 [2.30]
	4	117 [▲18.18]	93 [40.91]	70 [4.48]	45 [▲30.77]	66 [▲25.00]	53 [▲26.39]	82 [▲1.20]	68 [▲11.69]	50 [▲16.67]	96 [2.13]	87 [19.18]	86 [▲4.44]	913	76 [▲6.65]
	5	131 [11.97]	83 [▲10.75]	72 [2.86]	80 [77.78]	68 [3.03]	75 [41.51]	91 [10.98]	75 [10.29]	53 [6.00]	91 [▲5.21]	80 [▲8.05]	76 [▲11.63]	975	81 [6.79]
パート	3	1,320 [44.74]	887 [26.71]	816 [▲20.47]	758 [▲10.51]	714 [▲3.90]	826 [▲8.83]	847 [▲8.63]	725 [14.17]	554 [▲0.18]	832 [3.48]	767 [▲2.42]	878 [▲10.77]	9,924	827 [1.01]
	4	1,218 [▲7.73]	950 [7.10]	789 [▲3.31]	687 [▲9.37]	721 [0.98]	768 [▲7.02]	833 [▲1.65]	708 [▲2.34]	520 [▲6.14]	838 [0.72]	824 [7.43]	876 [▲0.23]	9,732	811 [▲1.93]
	5	1,267 [4.02]	902 [▲5.05]	788 [▲0.13]	757 [10.19]	701 [▲2.77]	841 [9.51]	859 [3.12]	661 [▲6.64]	587 [12.88]	914 [9.07]	843 [2.31]	808 [▲7.76]	9,928	827 [2.01]
55歳以上	3	742 [41.87]	422 [6.84]	377 [▲13.73]	375 [3.88]	354 [6.31]	594 [57.98]	386 [▲13.06]	360 [16.13]	263 [2.73]	420 [2.19]	366 [8.93]	438 [▲6.81]	5,097	425 [9.57]
	4	728 [▲1.89]	491 [16.35]	368 [▲2.39]	336 [▲10.40]	337 [▲4.80]	326 [▲45.12]	402 [4.15]	353 [▲1.94]	256 [▲2.66]	426 [1.43]	419 [14.48]	465 [6.16]	4,907	409 [▲3.73]
	5	774 [6.32]	503 [2.44]	397 [7.88]	375 [11.61]	347 [2.97]	402 [23.31]	437 [8.71]	364 [3.12]	320 [25.00]	478 [12.21]	434 [3.58]	446 [▲4.09]	5,277	440 [7.54]
65歳以上	3	492 [43.86]	276 [14.52]	248 [▲0.40]	236 [10.28]	227 [16.41]	231 [▲4.15]	251 [▲0.79]	236 [18.59]	166 [9.93]	282 [7.22]	223 [21.86]	286 [▲1.38]	3,154	263 [11.80]
	4	516 [4.88]	312 [13.04]	217 [▲12.50]	216 [▲8.47]	203 [▲10.57]	211 [▲8.66]	254 [1.20]	225 [▲4.66]	155 [▲6.63]	246 [▲12.77]	262 [17.49]	313 [9.44]	3,130	261 [▲0.76]
	5	541 [4.84]	329 [5.45]	253 [16.59]	226 [4.63]	204 [0.49]	257 [21.80]	282 [11.02]	240 [6.67]	188 [21.29]	289 [17.48]	266 [1.53]	297 [▲5.11]	3,372	281 [7.73]
雇用保険受給者 (フルタイムの内数)	3	557 [▲3.13]	352 [▲31.65]	356 [▲30.74]	357 [▲19.23]	318 [▲10.42]	361 [▲3.99]	370 [▲13.55]	288 [▲19.78]	250 [▲12.28]	360 [16.13]	296 [2.78]	328 [▲16.54]	4,193	349 [▲13.37]
	4	426 [▲23.52]	342 [▲2.84]	322 [▲9.55]	337 [▲5.60]	370 [16.35]	345 [▲4.43]	388 [4.86]	296 [2.78]	235 [▲6.00]	371 [3.06]	351 [18.58]	336 [2.44]	4,119	343 [▲1.76]
	5	572 [34.27]	428 [25.15]	366 [13.66]	357 [5.93]	367 [▲0.81]	427 [11.30]	427 [10.05]	351 [18.58]	292 [24.26]	344 [▲7.28]	368 [4.84]	363 [8.04]	4,619	385 [12.14]

\*[ ]内は、対前年同月比(%)

### 業務主要指標 3 (求職関係 2)

岐阜公共職業安定所

項目		4月	5月	6月	7月	8月	9月	10月	11月	12月	1月	2月	3月	合計	月平均
有効求職者数	3	11,806 [23.08]	11,726 [20.50]	11,438 [9.37]	11,039 [2.49]	10,937 [▲0.66]	10,937 [▲3.38]	11,001 [▲4.74]	10,814 [▲2.85]	10,270 [▲3.25]	10,291 [▲1.93]	10,397 [▲2.21]	10,812 [▲4.34]	131,468	10,956 [2.23]
	4	11,103 [▲5.95]	11,214 [▲4.37]	11,178 [▲2.27]	10,853 [▲1.68]	10,683 [▲2.32]	10,508 [▲3.92]	10,632 [▲3.35]	10,375 [▲4.06]	9,802 [▲4.56]	9,913 [▲3.67]	10,273 [▲1.19]	10,647 [▲1.53]	127,181	10,598 [▲3.26]
	5	11,248 [1.31]	11,464 [2.23]	11,260 [0.73]	10,837 [▲0.15]	10,726 [0.40]	10,895 [3.68]	11,026 [3.71]	10,725 [3.37]	10,195 [4.01]	10,238 [3.28]	10,694 [4.10]	10,880 [2.19]	130,188	10,849 [2.36]
フルタイム	3	6,840 [17.71]	6,657 [11.10]	6,457 [0.91]	6,360 [▲3.59]	6,354 [▲5.94]	6,336 [▲7.77]	6,356 [▲8.67]	6,277 [▲6.19]	5,943 [▲7.34]	6,044 [▲5.50]	6,097 [▲5.41]	6,328 [▲6.65]	76,049	6,337 [▲2.64]
	4	6,271 [▲8.32]	6,233 [▲6.37]	6,207 [▲3.87]	6,156 [▲3.21]	6,167 [▲2.94]	6,079 [▲4.06]	6,084 [▲4.28]	5,899 [▲6.02]	5,637 [▲5.15]	5,752 [▲4.83]	5,978 [▲1.95]	6,178 [▲2.37]	72,641	6,053 [▲4.48]
	5	6,356 [1.36]	6,458 [3.61]	6,358 [2.43]	6,191 [0.57]	6,238 [1.15]	6,351 [4.47]	6,370 [4.70]	6,186 [4.87]	5,899 [4.65]	5,905 [2.66]	6,183 [3.43]	6,277 [1.60]	74,772	6,231 [2.93]
55歳以上	3	1,694 [20.40]	1,662 [16.80]	1,586 [9.38]	1,495 [1.49]	1,498 [1.22]	1,885 [28.14]	1,546 [0.85]	1,513 [1.82]	1,445 [▲1.10]	1,419 [▲3.80]	1,447 [▲5.98]	1,477 [▲8.49]	18,667	1,556 [4.80]
	4	1,567 [▲7.50]	1,586 [▲4.57]	1,582 [▲0.25]	1,505 [0.67]	1,489 [▲0.60]	1,424 [▲24.46]	1,479 [▲4.33]	1,426 [▲5.75]	1,383 [▲4.29]	1,376 [▲3.03]	1,491 [3.04]	1,540 [4.27]	17,848	1,487 [▲4.39]
	5	1,649 [5.23]	1,661 [4.73]	1,616 [2.15]	1,579 [4.92]	1,596 [7.19]	1,630 [14.47]	1,624 [9.80]	1,549 [8.63]	1,504 [8.75]	1,555 [13.01]	1,649 [10.60]	1,698 [10.26]	19,310	1,609 [8.19]
65歳以上	3	445 [14.10]	448 [24.44]	393 [9.47]	337 [5.64]	345 [10.22]	367 [16.51]	374 [11.64]	365 [14.06]	339 [11.88]	331 [4.09]	336 [▲2.04]	348 [▲9.14]	4,428	369 [9.12]
	4	386 [▲13.26]	403 [▲10.04]	395 [0.51]	334 [▲0.89]	325 [▲5.80]	302 [▲17.71]	330 [▲11.76]	325 [▲10.96]	319 [▲5.90]	331 [0.00]	359 [6.85]	411 [18.10]	4,220	352 [▲4.70]
	5	442 [14.51]	450 [11.66]	441 [11.65]	394 [17.96]	380 [16.92]	370 [27.81]	370 [12.12]	369 [13.54]	366 [14.73]	378 [14.20]	389 [8.36]	401 [▲2.43]	4,766	397 [12.94]
パート	3	4,966 [31.34]	5,069 [35.57]	4,981 [22.71]	4,679 [12.10]	4,583 [7.71]	4,601 [3.39]	4,645 [1.22]	4,537 [2.18]	4,327 [3.00]	4,247 [3.64]	4,300 [2.72]	4,484 [▲0.88]	55,419	4,618 [9.75]
	4	4,832 [▲2.70]	4,981 [▲1.74]	4,971 [▲0.20]	4,697 [0.38]	4,516 [▲1.46]	4,429 [▲3.74]	4,548 [▲2.09]	4,476 [▲1.34]	4,165 [▲3.74]	4,161 [▲2.02]	4,295 [▲0.12]	4,469 [▲0.33]	54,540	4,545 [▲1.59]
	5	4,892 [1.24]	5,006 [0.50]	4,902 [▲1.39]	4,646 [▲1.09]	4,488 [▲0.62]	4,544 [2.60]	4,656 [2.37]	4,539 [1.41]	4,296 [3.15]	4,333 [4.13]	4,511 [5.03]	4,603 [3.00]	55,416	4,618 [1.61]
55歳以上	3	2,362 [34.82]	2,442 [33.96]	2,370 [23.76]	2,134 [14.79]	2,084 [13.26]	2,072 [10.10]	2,067 [4.87]	2,031 [5.18]	1,925 [3.94]	1,893 [2.82]	1,899 [1.77]	2,007 [▲1.76]	25,286	2,107 [12.01]
	4	2,324 [▲1.61]	2,427 [▲0.61]	2,404 [1.43]	2,151 [0.80]	2,004 [▲3.84]	1,934 [▲6.66]	2,002 [▲3.14]	2,013 [▲0.89]	1,887 [▲1.97]	1,924 [1.64]	1,976 [4.05]	2,131 [6.18]	25,177	2,098 [▲0.43]
	5	2,500 [7.57]	2,592 [6.80]	2,533 [5.37]	2,278 [5.90]	2,093 [4.44]	2,084 [7.76]	2,137 [6.74]	2,113 [4.97]	2,031 [7.63]	2,076 [7.90]	2,171 [9.87]	2,249 [5.54]	26,857	2,238 [6.67]
65歳以上	3	1,238 [36.64]	1,327 [36.95]	1,276 [27.47]	1,045 [15.73]	1,009 [19.55]	1,011 [17.42]	1,014 [11.06]	1,008 [9.57]	952 [12.13]	942 [8.28]	930 [6.04]	1,051 [5.31]	12,803	1,067 [17.34]
	4	1,304 [5.33]	1,385 [4.37]	1,357 [6.35]	1,105 [5.74]	970 [▲3.87]	938 [▲7.22]	984 [▲2.96]	982 [▲2.58]	933 [▲2.00]	958 [1.70]	989 [6.34]	1,130 [7.52]	13,035	1,086 [1.81]
	5	1,447 [10.97]	1,527 [10.25]	1,470 [8.33]	1,237 [11.95]	1,048 [8.04]	1,052 [12.15]	1,079 [9.65]	1,092 [11.20]	1,024 [9.75]	1,049 [9.50]	1,101 [11.32]	1,198 [6.02]	14,324	1,194 [9.89]
雇用保険受給者 (フルタイムの内数)	3	2,642 [22.26]	2,640 [8.87]	2,699 [▲2.07]	2,594 [▲11.16]	2,539 [▲17.35]	2,499 [▲20.89]	2,529 [▲20.87]	2,484 [▲19.09]	2,341 [▲19.69]	2,349 [▲14.18]	2,242 [▲12.90]	2,221 [▲15.74]	29,779	2,482 [▲11.43]
	4	2,122 [▲19.68]	2,109 [▲20.11]	2,137 [▲20.82]	2,162 [▲16.65]	2,216 [▲12.72]	2,229 [▲10.80]	2,234 [▲11.66]	2,166 [▲12.80]	1,957 [▲16.40]	2,027 [▲13.71]	2,016 [▲10.08]	2,050 [▲7.70]	25,425	2,119 [▲14.62]
	5	2,201 [3.72]	2,346 [11.24]	2,386 [11.65]	2,428 [12.30]	2,437 [9.97]	2,407 [7.99]	2,442 [9.31]	2,352 [8.59]	2,191 [11.96]	2,210 [9.03]	2,192 [8.73]	2,197 [7.17]	27,789	2,316 [9.30]

\*[ ]内は、対前年同月比(%)

## 業務主要指標 4 (紹介関係)

岐阜公共職業安定所

項目		4月	5月	6月	7月	8月	9月	10月	11月	12月	1月	2月	3月	合計	月平均
紹介件数	3	2,466 [43.37]	2,162 [38.32]	2,175 [▲10.12]	1,938 [▲18.95]	1,770 [▲14.04]	1,924 [▲18.27]	1,984 [▲16.88]	1,877 [▲11.80]	1,480 [▲17.32]	1,931 [▲16.87]	2,026 [▲21.17]	2,182 [▲21.23]	23,915	1,993 [▲9.67]
	4	1,851 [▲24.94]	1,850 [▲14.43]	1,836 [▲15.59]	1,688 [▲12.90]	1,632 [▲7.80]	1,813 [▲5.77]	1,936 [▲2.42]	1,751 [▲6.71]	1,363 [▲7.91]	1,772 [▲8.23]	2,069 [2.12]	2,298 [5.32]	21,859	1,822 [▲8.60]
	5	1,828 [▲1.24]	1,885 [1.89]	1,705 [▲7.14]	1,563 [▲7.41]	1,577 [▲3.37]	1,818 [0.28]	1,768 [▲8.68]	1,794 [2.46]	1,370 [0.51]	1,772 [0.00]	2,122 [2.56]	1,932 [▲15.93]	21,134	1,761 [▲3.32]
フルタイム	3	1,503 [30.24]	1,343 [29.13]	1,358 [▲7.93]	1,296 [▲14.06]	1,128 [▲16.57]	1,130 [▲24.41]	1,247 [▲19.50]	1,196 [▲12.51]	967 [▲21.45]	1,137 [▲24.55]	1,101 [▲25.71]	1,235 [▲27.40]	14,641	1,220 [▲13.17]
	4	1,140 [▲24.15]	1,100 [▲18.09]	1,129 [▲16.86]	1,076 [▲16.98]	1,020 [▲9.57]	1,132 [0.18]	1,155 [▲7.38]	1,099 [▲8.11]	888 [▲8.17]	1,007 [▲11.43]	1,182 [7.36]	1,404 [13.68]	13,332	1,111 [▲8.94]
	5	1,093 [▲4.12]	1,099 [▲0.09]	948 [▲16.03]	927 [▲13.85]	943 [▲7.55]	1,112 [▲1.77]	1,052 [▲8.92]	1,060 [▲3.55]	838 [▲5.63]	981 [▲2.58]	1,126 [▲4.74]	1,016 [▲27.64]	12,195	1,016 [▲8.53]
55歳以上	3	303 [25.73]	255 [26.87]	268 [▲5.63]	242 [▲17.41]	225 [▲11.07]	225 [▲27.42]	300 [▲6.54]	272 [▲8.11]	204 [▲9.33]	218 [▲20.44]	212 [▲27.89]	236 [▲30.99]	2,960	247 [▲11.22]
	4	235 [▲22.44]	257 [0.78]	202 [▲24.63]	215 [▲11.16]	216 [▲4.00]	229 [1.78]	229 [▲23.67]	225 [▲17.28]	179 [▲12.25]	233 [6.88]	302 [42.45]	314 [33.05]	2,836	236 [▲4.19]
	5	261 [11.06]	268 [4.28]	260 [28.71]	209 [▲2.79]	226 [4.63]	279 [21.83]	265 [15.72]	251 [11.56]	199 [11.17]	306 [31.33]	341 [12.91]	316 [0.64]	3,181	265 [12.17]
65歳以上	3	64 [56.10]	55 [89.66]	49 [36.11]	37 [▲17.78]	36 [9.09]	36 [▲12.20]	47 [▲12.96]	37 [▲21.28]	42 [75.00]	31 [0.00]	28 [▲34.88]	32 [▲44.83]	494	41 [2.49]
	4	39 [▲39.06]	42 [▲23.64]	31 [▲36.73]	36 [▲2.70]	37 [2.78]	20 [▲44.44]	46 [▲2.13]	26 [▲29.73]	27 [▲35.71]	41 [32.26]	43 [53.57]	41 [28.13]	429	36 [▲13.16]
	5	39 [0.00]	33 [▲21.43]	35 [12.90]	48 [33.33]	29 [▲21.62]	42 [110.00]	29 [▲36.96]	26 [0.00]	40 [48.15]	51 [24.39]	49 [13.95]	59 [43.90]	480	40 [11.89]
パート	3	963 [70.14]	819 [56.60]	817 [▲13.54]	642 [▲27.29]	642 [▲9.19]	794 [▲7.57]	737 [▲12.05]	681 [▲10.51]	513 [▲8.23]	794 [▲2.70]	925 [▲14.98]	947 [▲11.41]	9,274	773 [▲3.54]
	4	711 [▲26.17]	750 [▲8.42]	707 [▲13.46]	612 [▲4.67]	612 [▲4.67]	681 [▲14.23]	781 [5.97]	652 [▲4.26]	475 [▲7.41]	765 [▲3.65]	887 [▲4.11]	894 [▲5.60]	8,527	711 [▲8.05]
	5	735 [3.38]	786 [4.80]	757 [7.07]	636 [3.92]	634 [3.59]	706 [3.67]	716 [▲8.32]	734 [12.58]	532 [12.00]	791 [3.40]	996 [12.29]	916 [2.46]	8,939	745 [4.83]
55歳以上	3	452 [74.52]	357 [68.40]	384 [10.34]	301 [▲10.42]	307 [6.23]	358 [▲5.79]	356 [0.85]	324 [▲1.22]	256 [14.80]	381 [8.86]	441 [▲3.08]	476 [▲3.05]	4,393	366 [9.17]
	4	369 [▲18.36]	362 [1.40]	374 [▲2.60]	320 [6.31]	340 [10.75]	336 [▲6.15]	352 [▲1.12]	347 [7.10]	243 [▲5.08]	429 [12.60]	482 [9.30]	454 [▲4.62]	4,408	367 [0.34]
	5	400 [8.40]	409 [12.98]	381 [1.87]	359 [12.19]	332 [▲2.35]	328 [▲2.38]	391 [11.08]	357 [2.88]	291 [19.75]	464 [8.16]	541 [12.24]	506 [11.45]	4,759	397 [7.96]
65歳以上	3	201 [120.88]	173 [90.11]	194 [24.36]	135 [▲6.25]	149 [25.21]	194 [16.17]	178 [36.92]	154 [▲0.65]	122 [34.07]	170 [21.43]	181 [7.10]	229 [10.63]	2,080	173 [25.30]
	4	188 [▲6.47]	166 [▲4.05]	172 [▲11.34]	158 [17.04]	160 [7.38]	146 [▲24.74]	167 [▲6.18]	180 [16.88]	111 [▲9.02]	195 [14.71]	212 [17.13]	231 [0.87]	2,086	174 [0.29]
	5	196 [4.26]	198 [19.28]	216 [25.58]	178 [12.66]	168 [5.00]	172 [17.81]	165 [▲1.20]	175 [▲2.78]	154 [38.74]	249 [27.69]	252 [18.87]	262 [13.42]	2,385	199 [14.33]
雇用保険受給者 (フルタイムの内数)	3	421 [49.29]	401 [75.11]	403 [9.81]	412 [▲3.06]	317 [▲15.47]	328 [▲28.54]	400 [▲13.04]	433 [▲0.92]	324 [▲23.58]	303 [▲28.37]	331 [▲4.89]	396 [▲6.82]	4,469	372 [▲3.98]
	4	280 [▲33.49]	305 [▲23.94]	335 [▲16.87]	286 [▲30.58]	316 [▲0.32]	323 [▲1.52]	343 [▲14.25]	341 [▲21.25]	223 [▲31.17]	268 [▲11.55]	317 [▲4.23]	403 [1.77]	3,740	312 [▲16.31]
	5	324 [15.71]	305 [0.00]	256 [▲23.58]	263 [▲8.04]	276 [▲12.66]	315 [▲2.48]	345 [0.58]	325 [▲4.69]	242 [8.52]	309 [15.30]	354 [11.67]	311 [▲22.83]	3,625	302 [▲3.07]

\*[ ]内は、対前年同月比(%) \*学卒を除く



## 業務主要指標 5 (就職関係)

岐阜公共職業安定所

項目		4月	5月	6月	7月	8月	9月	10月	11月	12月	1月	2月	3月	合計	月平均
就職件数	3	694 [43.09]	595 [59.09]	638 [6.16]	529 [▲13.70]	494 [▲4.26]	586 [▲3.30]	601 [▲6.53]	557 [▲0.54]	504 [▲3.82]	441 [▲1.34]	593 [14.48]	736 [▲14.42]	6,968	581 [3.28]
	4	575 [▲17.15]	527 [▲11.43]	629 [▲1.41]	503 [▲4.91]	504 [2.02]	549 [▲6.31]	565 [▲5.99]	547 [▲1.80]	498 [▲1.19]	431 [▲2.27]	622 [4.89]	799 [8.56]	6,749	562 [▲3.14]
	5	561 [▲2.43]	622 [18.03]	575 [▲8.59]	500 [▲0.60]	477 [▲5.36]	558 [1.64]	577 [2.12]	558 [2.01]	514 [3.21]	422 [▲2.09]	654 [5.14]	642 [▲19.65]	6,660	555 [▲1.32]
フルタイム	3	364 [40.00]	295 [41.83]	327 [6.17]	282 [▲0.70]	280 [0.72]	296 [6.86]	293 [▲9.85]	309 [12.36]	274 [14.64]	235 [5.38]	302 [13.96]	361 [▲2.96]	3,618	302 [9.17]
	4	284 [▲21.98]	268 [▲9.15]	307 [▲6.12]	272 [▲3.55]	267 [▲4.64]	283 [▲4.39]	282 [▲3.75]	279 [▲9.71]	271 [▲1.09]	231 [▲1.70]	294 [▲2.65]	404 [11.91]	3,442	287 [▲4.86]
	5	263 [▲7.39]	286 [6.72]	268 [▲12.70]	240 [▲11.76]	246 [▲7.87]	280 [▲1.06]	306 [8.51]	282 [1.08]	268 [▲1.11]	189 [▲18.18]	313 [6.46]	283 [▲29.95]	3,224	269 [▲6.33]
55歳以上	3	72 [24.14]	56 [14.29]	77 [54.00]	69 [18.97]	52 [▲7.14]	68 [33.33]	64 [3.23]	73 [17.74]	69 [30.19]	48 [14.29]	65 [18.18]	63 [▲3.08]	776	65 [17.40]
	4	53 [▲26.39]	58 [3.57]	69 [▲10.39]	55 [▲20.29]	66 [26.92]	52 [▲23.53]	58 [▲9.38]	51 [▲30.14]	48 [▲30.43]	46 [▲4.17]	69 [6.15]	86 [36.51]	711	59 [▲8.38]
	5	66 [24.53]	69 [18.97]	68 [▲1.45]	56 [1.82]	55 [▲16.67]	64 [23.08]	80 [37.93]	77 [50.98]	65 [35.42]	42 [▲8.70]	76 [10.14]	82 [▲4.65]	800	67 [12.52]
65歳以上	3	18 [5.88]	13 [30.00]	15 [87.50]	18 [38.46]	9 [12.50]	11 [22.22]	20 [11.11]	17 [54.55]	14 [40.00]	12 [20.00]	12 [20.00]	11 [▲8.33]	170	14 [25.00]
	4	12 [▲33.33]	16 [23.08]	13 [▲13.33]	14 [▲22.22]	13 [44.44]	9 [▲18.18]	10 [▲50.00]	10 [▲41.18]	7 [▲50.00]	7 [▲41.67]	14 [16.67]	19 [72.73]	144	12 [▲15.29]
	5	16 [33.33]	16 [0.00]	15 [15.38]	10 [▲28.57]	11 [▲15.38]	9 [0.00]	16 [60.00]	14 [40.00]	7 [0.00]	9 [28.57]	14 [0.00]	6 [▲68.42]	143	12 [▲0.69]
パート	3	330 [46.67]	300 [80.72]	311 [6.14]	247 [▲24.92]	214 [▲10.08]	290 [▲11.85]	308 [▲3.14]	248 [▲12.98]	230 [▲19.30]	206 [▲8.04]	291 [15.02]	375 [▲23.16]	3,350	279 [▲2.42]
	4	291 [▲11.82]	259 [▲13.67]	322 [3.54]	231 [▲6.48]	237 [10.75]	266 [▲8.28]	283 [▲8.12]	268 [8.06]	227 [▲1.30]	200 [▲2.91]	328 [12.71]	395 [5.33]	3,307	276 [▲1.28]
	5	298 [2.41]	336 [29.73]	307 [▲4.66]	260 [12.55]	231 [▲2.53]	278 [4.51]	271 [▲4.24]	276 [2.99]	246 [8.37]	233 [16.50]	341 [3.96]	359 [▲9.11]	3,436	286 [3.90]
55歳以上	3	142 [37.86]	119 [75.00]	119 [17.82]	95 [▲16.67]	98 [15.29]	126 [4.13]	130 [▲1.52]	109 [0.00]	98 [▲10.09]	99 [▲2.94]	129 [34.38]	162 [▲11.96]	1,426	119 [7.70]
	4	137 [▲3.52]	116 [▲2.52]	158 [32.77]	104 [9.47]	113 [15.31]	130 [3.17]	121 [▲6.92]	127 [16.51]	106 [8.16]	100 [1.01]	132 [2.33]	182 [12.35]	1,526	127 [7.01]
	5	142 [3.65]	158 [36.21]	143 [▲9.49]	133 [27.88]	109 [▲3.54]	110 [▲15.38]	129 [6.61]	136 [7.09]	103 [▲2.83]	112 [12.00]	162 [22.73]	163 [▲10.44]	1,600	133 [4.85]
65歳以上	3	65 [44.44]	63 [103.23]	62 [37.78]	47 [▲11.32]	44 [12.82]	73 [35.19]	56 [12.00]	57 [23.91]	54 [8.00]	53 [12.77]	51 [10.87]	70 [▲7.89]	695	58 [19.42]
	4	66 [1.54]	59 [▲6.35]	75 [20.97]	53 [12.77]	44 [0.00]	63 [▲13.70]	51 [▲8.93]	64 [12.28]	54 [0.00]	47 [▲11.32]	49 [▲3.92]	88 [25.71]	713	59 [2.59]
	5	71 [7.58]	68 [15.25]	72 [▲4.00]	70 [32.08]	57 [29.55]	52 [▲17.46]	59 [15.69]	71 [10.94]	48 [▲11.11]	57 [21.28]	72 [46.94]	72 [▲18.18]	769	64 [7.85]
雇用保険受給者 (フルタイムの内数)	3	106 [53.62]	105 [47.89]	122 [22.00]	108 [24.14]	88 [▲6.38]	83 [▲11.70]	117 [7.34]	122 [20.79]	110 [20.88]	79 [9.72]	91 [▲1.09]	126 [28.57]	1,257	105 [16.60]
	4	104 [▲1.89]	82 [▲21.90]	101 [▲17.21]	76 [▲29.63]	97 [10.23]	102 [22.89]	111 [▲5.13]	107 [▲12.30]	87 [▲20.91]	82 [3.80]	81 [▲10.99]	124 [▲1.59]	1,154	96 [▲8.19]
	5	111 [6.73]	95 [15.85]	84 [▲16.83]	89 [17.11]	91 [▲6.19]	95 [▲6.86]	123 [10.81]	103 [▲3.74]	86 [▲1.15]	75 [▲8.54]	104 [28.40]	84 [▲32.26]	1,140	95 [▲1.21]

\*[ ]内は、対前年同月比(%) \*学卒を除く

## 業務主要指標 6 (適用・給付関係)

岐阜公共職業安定所

項目		4月												合計	月平均	
		4月	5月	6月	7月	8月	9月	10月	11月	12月	1月	2月	3月			
適用	適用事業所数	3	14,906 [2.12]	14,916 [1.81]	14,955 [1.87]	14,993 [1.92]	15,014 [1.79]	14,970 [1.81]	15,011 [1.80]	15,049 [1.83]	15,078 [1.92]	15,119 [1.87]	15,149 [1.92]	15,153 [1.73]		15,026 [1.86]
		4	15,177 [1.82]	15,196 [1.88]	15,214 [1.73]	15,243 [1.67]	15,279 [1.77]	15,260 [1.94]	15,275 [1.76]	15,293 [1.62]	15,318 [1.59]	15,328 [1.38]	15,330 [1.19]	15,344 [1.26]		15,271 [1.63]
		5	15,334 [1.03]	15,329 [0.88]	15,344 [0.85]	15,374 [0.86]	15,396 [0.77]	15,291 [0.20]	15,307 [0.21]	15,312 [0.12]	15,308 [▲0.07]	15,283 [▲0.29]	15,217 [▲0.74]	15,207 [▲0.89]		15,309 [0.24]
	被保険者数	3	239,594 [0.73]	240,771 [0.23]	241,620 [0.24]	241,298 [0.42]	240,819 [0.41]	240,645 [0.47]	240,271 [0.41]	240,007 [0.22]	239,812 [0.15]	239,002 [▲0.07]	238,777 [▲0.31]	238,542 [▲0.38]		240,097 [0.21]
		4	238,984 [▲0.25]	240,919 [0.06]	241,848 [0.09]	241,969 [0.28]	241,771 [0.40]	241,433 [0.33]	240,560 [0.12]	240,928 [0.38]	240,665 [0.36]	239,809 [0.34]	239,683 [0.38]	239,204 [0.28]		240,648 [0.23]
		5	238,478 [▲0.21]	240,048 [▲0.36]	241,396 [▲0.19]	241,151 [▲0.34]	240,696 [▲0.44]	240,385 [▲0.43]	240,557 [▲0.00]	240,892 [▲0.01]	240,795 [0.05]	240,356 [0.23]	240,241 [0.23]	239,790 [0.24]		240,399 [▲0.10]
	離職票交付枚数	3	3,994 [▲0.15]	1,851 [▲4.78]	1,555 [▲14.79]	1,877 [▲6.29]	1,628 [▲10.45]	1,812 [▲0.17]	1,878 [▲5.15]	1,579 [10.50]	1,344 [▲3.59]	1,959 [6.99]	1,498 [▲0.73]	1,874 [▲7.46]	22,849	1,904 [▲3.07]
		4	3,825 [▲4.23]	2,175 [17.50]	1,765 [13.50]	1,807 [▲3.73]	1,775 [9.03]	1,806 [▲0.33]	2,145 [14.22]	1,588 [0.57]	1,501 [11.68]	1,993 [1.74]	1,684 [12.42]	2,064 [10.14]	24,128	2,011 [5.60]
		5	4,057 [6.07]	2,119 [▲2.57]	1,761 [▲0.23]	2,013 [11.40]	1,975 [11.27]	1,974 [9.30]	2,219 [3.45]	1,575 [▲0.82]	1,465 [▲2.40]	2,140 [7.38]	1,728 [2.61]	1,933 [▲6.35]	24,959	2,080 [3.44]
給付	受給資格決定件数	3	967 [3.64]	769 [▲10.06]	594 [▲35.08]	624 [▲23.25]	526 [▲16.24]	620 [▲10.40]	608 [▲14.37]	498 [▲15.31]	402 [▲19.92]	560 [1.82]	478 [▲12.13]	579 [▲12.41]	7,225	602 [▲13.90]
		4	743 [▲23.16]	745 [▲3.12]	617 [3.87]	590 [▲5.45]	605 [15.02]	595 [▲4.03]	624 [2.63]	598 [20.08]	400 [▲0.50]	570 [1.79]	585 [22.38]	593 [2.42]	7,265	605 [0.55]
		5	887 [19.38]	852 [14.36]	615 [▲0.32]	615 [4.24]	610 [0.83]	647 [8.74]	715 [14.58]	569 [▲4.85]	464 [16.00]	579 [1.58]	632 [8.03]	570 [▲3.88]	7,755	646 [7.74]
	初回受給者数	3	599 [34.00]	652 [4.82]	587 [▲17.56]	629 [▲28.77]	589 [▲25.73]	461 [▲23.29]	512 [▲23.70]	464 [▲0.22]	470 [▲2.89]	433 [▲14.76]	409 [▲20.74]	396 [▲17.84]	6,201	517 [▲13.68]
		4	565 [▲5.68]	558 [▲14.42]	619 [5.45]	548 [▲12.88]	524 [▲11.04]	538 [16.70]	463 [▲9.57]	529 [14.01]	457 [▲2.77]	520 [20.09]	415 [1.47]	459 [15.91]	6,195	516 [▲0.10]
		5	513 [▲9.20]	698 [25.09]	611 [▲1.29]	682 [24.45]	682 [30.15]	465 [▲13.57]	480 [3.67]	628 [18.71]	468 [2.41]	501 [▲3.65]	455 [9.64]	462 [0.65]	6,645	554 [7.26]
	受給者実人員	3	2,504 [34.55]	2,586 [27.51]	2,646 [7.34]	2,726 [▲5.71]	2,769 [▲13.03]	2,680 [▲16.59]	2,567 [▲21.14]	2,437 [▲18.33]	2,333 [▲16.65]	2,254 [▲15.77]	2,153 [▲14.02]	2,088 [▲19.16]		2,479 [▲8.32]
		4	2,076 [▲17.09]	2,133 [▲17.52]	2,279 [▲13.87]	2,401 [▲11.92]	2,510 [▲9.35]	2,521 [▲5.93]	2,359 [▲8.10]	2,363 [▲3.04]	2,234 [▲4.24]	2,274 [0.89]	2,137 [▲0.74]	2,149 [2.92]		2,286 [▲7.76]
		5	2,080 [0.19]	2,293 [7.50]	2,439 [7.02]	2,625 [9.33]	2,829 [12.71]	2,621 [3.97]	2,577 [9.24]	2,580 [9.18]	2,395 [7.21]	2,413 [6.11]	2,293 [7.30]	2,247 [4.56]		2,449 [7.13]
	支給額(万円)	3	30,835 [29.03]	30,977 [26.76]	33,285 [6.62]	32,929 [▲12.32]	34,146 [▲7.39]	34,882 [▲15.43]	31,208 [▲25.92]	29,584 [▲16.51]	29,408 [▲20.44]	26,555 [▲20.26]	24,683 [▲15.90]	29,072 [▲17.63]	367,562	30,630 [▲9.84]
		4	22,410 [▲27.32]	25,346 [▲18.18]	27,561 [▲17.20]	27,806 [▲15.56]	32,085 [▲6.04]	32,974 [▲5.47]	27,632 [▲11.46]	30,553 [3.28]	26,762 [▲9.00]	28,721 [8.16]	25,086 [1.63]	28,848 [▲0.77]	335,784	27,982 [▲8.65]
		5	23,753 [5.99]	27,791 [9.64]	30,624 [11.11]	29,822 [7.25]	39,444 [22.94]	32,624 [▲1.06]	31,895 [15.43]	32,615 [6.75]	27,865 [4.12]	33,768 [17.57]	29,447 [17.39]	28,211 [▲2.21]	367,859	30,655 [9.55]

\*[ ]内は、対前年同月比(%) \*「適用事業所数」及び「被保険者数」は、各月末現在における数値

## 業務主要指標 7 (諸比率 1)

岐阜公共職業安定所

項目		4月	5月	6月	7月	8月	9月	10月	11月	12月	1月	2月	3月	年度	備考
新規求人倍率(倍)		3	2.03	2.70	2.92	3.01	2.96	3.16	3.07	3.03	4.15	3.23	3.01	2.85	2.95
		4	2.58	2.73	3.13	3.63	3.10	3.25	3.61	3.22	4.51	3.42	3.02	3.06	3.22
		5	2.22	2.83	3.32	3.27	3.13	3.11	3.15	3.45	4.38	3.26	3.25	3.10	3.15
	フルタイム	3	2.16	2.73	2.79	2.90	2.75	3.19	3.00	2.94	4.09	2.88	2.78	2.68	2.86
		4	2.82	2.89	2.92	3.44	2.95	3.09	3.61	3.10	3.91	3.30	2.80	2.90	3.12
		5	2.48	3.00	3.31	3.39	2.97	3.08	3.13	3.31	4.19	3.31	3.13	3.01	3.16
	パート	3	1.87	2.67	3.11	3.19	3.29	3.13	3.16	3.17	4.23	3.78	3.38	3.10	3.07
		4	2.31	2.53	3.46	3.95	3.36	3.52	3.61	3.41	5.59	3.60	3.36	3.30	3.37
		5	1.91	2.59	3.34	3.11	3.41	3.14	3.17	3.68	4.71	3.19	3.44	3.24	3.14
有効求人倍率(倍)		3	1.39	1.39	1.45	1.50	1.52	1.58	1.60	1.62	1.68	1.75	1.76	1.69	1.57
		4	1.63	1.59	1.61	1.68	1.70	1.75	1.79	1.78	1.90	1.92	1.87	1.80	1.75
		5	1.61	1.57	1.59	1.65	1.67	1.65	1.67	1.72	1.83	1.86	1.83	1.73	1.70
	フルタイム	3	1.37	1.41	1.50	1.54	1.54	1.62	1.63	1.68	1.75	1.73	1.74	1.66	1.59
		4	1.66	1.67	1.69	1.75	1.75	1.78	1.84	1.83	1.91	1.93	1.87	1.82	1.79
		5	1.69	1.70	1.72	1.78	1.76	1.73	1.72	1.76	1.88	1.92	1.85	1.76	1.77
	パート	3	1.41	1.37	1.38	1.45	1.49	1.53	1.55	1.55	1.60	1.78	1.79	1.73	1.55
		4	1.58	1.50	1.51	1.58	1.64	1.70	1.72	1.72	1.90	1.90	1.86	1.77	1.69
		5	1.50	1.40	1.43	1.48	1.55	1.55	1.59	1.66	1.76	1.79	1.80	1.68	1.59
紹介率(一般%)	雇用保険受給者以外	3	109.29	116.58	104.49	103.27	99.75	92.08	94.85	91.71	99.84	85.80	80.97	82.50	96.32
		4	93.07	90.14	83.93	96.11	85.13	93.85	101.88	97.18	94.19	78.53	90.86	103.73	92.20
		5	80.44	91.79	84.39	87.95	78.29	92.03	89.16	99.32	88.43	78.78	81.18	79.84	85.63
	雇用保険受給者	3	75.58	113.92	113.20	115.41	99.69	90.86	108.11	150.35	129.60	84.17	111.82	120.73	106.58
		4	65.73	89.18	104.04	84.87	85.41	93.62	88.40	115.20	94.89	72.24	90.31	119.94	90.80
		5	56.64	71.26	69.95	73.67	75.20	82.03	80.80	92.59	82.88	89.83	96.20	85.67	78.48
就職率(%)		3	24.21	29.07	30.58	26.84	26.78	28.47	28.48	30.19	34.81	20.38	29.44	33.11	28.24
		4	22.39	24.24	30.58	27.25	26.28	27.80	28.00	30.66	34.09	20.05	29.24	36.70	27.83
		5	20.07	28.34	29.13	26.75	24.84	26.69	27.75	31.85	33.10	19.99	30.25	31.26	27.12
	フルタイム	3	23.53	25.43	25.75	23.25	24.76	24.03	23.20	27.59	30.65	17.64	24.22	26.84	24.52
		4	21.04	21.90	24.21	23.47	22.31	23.45	23.80	25.93	28.80	17.61	22.56	31.05	23.70
		5	17.21	22.12	22.60	21.58	20.18	22.40	25.08	25.85	27.74	15.79	23.73	22.71	22.04
	55歳以上	3	17.82	21.71	29.50	26.74	19.55	23.10	21.12	28.19	33.01	16.67	22.81	20.00	22.51
		4	13.49	18.95	24.04	22.00	24.81	21.22	18.41	19.47	21.72	15.03	20.85	27.39	20.34
		5	16.06	22.48	25.37	19.31	17.57	21.99	26.49	29.17	25.69	12.28	21.65	24.26	21.45
	65歳以上	3	12.59	19.70	22.39	27.69	10.23	15.28	24.10	22.08	23.33	12.77	16.44	12.22	17.38
		4	10.26	17.20	18.57	31.11	19.70	16.98	12.20	14.71	14.00	7.29	16.09	22.09	15.77
		5	12.21	19.28	20.83	12.50	16.18	12.00	17.58	18.67	13.21	9.89	17.50	7.89	14.67
	雇用保険受給者	3	19.03	29.83	34.27	30.25	27.67	22.99	31.62	42.36	44.00	21.94	30.74	38.41	29.98
		4	24.41	23.98	31.37	22.55	26.22	29.57	28.61	36.15	37.02	22.10	23.08	36.90	28.02
		5	19.41	22.20	22.95	24.93	24.80	24.74	28.81	29.34	29.45	21.80	28.26	23.14	24.68
	パート	3	25.00	33.82	38.11	32.59	29.97	35.11	36.36	34.21	41.52	24.76	37.94	42.71	33.76
		4	23.89	27.26	40.81	33.62	32.87	34.64	33.97	37.85	43.65	23.87	39.81	45.09	33.98
		5	23.52	37.25	38.96	34.35	32.95	33.06	31.55	41.75	41.91	25.49	40.45	44.43	34.61
55歳以上	3	19.14	28.20	31.56	25.33	27.68	33.50	33.68	30.28	37.26	23.57	35.25	36.99	27.98	
	4	18.82	23.63	42.93	30.95	33.53	39.88	30.10	35.98	41.41	23.47	31.50	39.14	31.10	
	5	18.35	31.41	36.02	35.47	31.41	27.36	29.52	37.36	32.19	23.43	37.33	36.55	30.32	
65歳以上	3	13.21	22.83	25.00	19.92	19.38	31.60	22.31	24.15	32.53	18.79	22.87	24.48	22.04	
	4	12.79	18.91	34.56	24.54	21.67	29.86	20.08	28.44	34.84	19.11	18.70	28.12	22.78	
	5	13.12	20.67	28.46	30.97	27.94	20.23	20.92	29.58	25.53	19.72	27.07	24.24	22.81	

\*「就職率」、「紹介率」については新規求職者に対する割合

## 業務主要指標 8 (諸比率 2)

岐阜公共職業安定所

項目		4月	5月	6月	7月	8月	9月	10月	11月	12月	1月	2月	3月	年度	備考	
充足率(%)		3	14.14	11.63	11.92	10.47	9.92	10.41	10.13	11.72	9.60	7.59	11.26	13.59	10.98	
		4	9.84	10.55	11.33	8.77	10.12	9.79	9.28	10.86	7.79	6.75	10.90	13.72	9.92	
		5	10.38	11.80	10.25	9.41	9.75	9.91	9.88	10.57	8.77	7.10	10.81	12.07	10.04	
	フルタイム	3	12.31	10.03	10.57	9.62	9.63	8.81	8.75	11.04	8.75	7.64	9.41	11.64	9.80	
		4	7.87	8.97	9.81	8.12	9.41	8.10	7.90	9.36	7.72	5.91	9.62	12.31	8.70	
		5	8.07	9.03	8.44	7.73	8.66	8.40	9.13	8.69	7.81	5.63	9.08	8.84	8.28	
	パート	3	16.61	13.78	13.81	11.72	10.31	12.86	12.09	12.71	10.92	7.54	13.74	16.17	12.62	
		4	12.52	12.87	13.39	9.73	11.15	12.11	11.24	12.94	7.88	7.96	12.58	15.55	11.61	
		5	14.00	16.40	12.97	12.11	11.41	12.12	10.94	13.37	10.17	9.10	13.27	16.71	12.64	
岐阜県	有効求人倍率(倍) (学卒及びパートを除く)	3	1.29	1.31	1.38	1.42	1.45	1.50	1.53	1.58	1.65	1.67	1.68	1.61	1.50	
		4	1.60	1.58	1.65	1.70	1.70	1.74	1.74	1.76	1.82	1.78	1.73	1.66	1.70	
		5	1.55	1.54	1.57	1.59	1.58	1.57	1.59	1.65	1.71	1.72	1.70	1.66	1.62	
	有効求人倍率(倍) (学卒を除きパートを含む)	3	1.36	1.38	1.41	1.43	1.45	1.49	1.51	1.53	1.55	1.56	1.59	1.59	1.49	季調値
		4	1.63	1.63	1.66	1.67	1.68	1.68	1.67	1.68	1.68	1.66	1.64	1.61	1.66	〃
		5	1.58	1.59	1.58	1.57	1.57	1.57	1.58	1.56	1.56	1.57	1.58	1.60	1.58	〃
	有効求人倍率(倍) (パート)	3	1.29	1.25	1.26	1.34	1.41	1.46	1.51	1.54	1.62	1.71	1.70	1.62	1.47	
		4	1.47	1.42	1.47	1.56	1.60	1.61	1.59	1.64	1.73	1.84	1.72	1.62	1.60	
		5	1.41	1.36	1.38	1.48	1.54	1.54	1.57	1.57	1.63	1.67	1.66	1.57	1.53	
	就職率(%) (フルタイム)	3	25.34	27.92	28.73	29.18	25.95	3.66	25.99	31.37	32.22	22.16	27.81	29.41	27.92	
		4	23.83	25.49	27.73	27.63	26.58	27.03	28.05	28.59	29.00	18.99	26.29	30.84	26.55	
		5	21.71	27.79	26.92	25.17	23.47	25.07	28.16	29.03	28.90	18.74	26.00	26.85	25.47	
	就職率(%) (パート)	3	29.07	40.45	45.21	40.26	36.05	2.69	36.22	40.22	44.08	29.78	41.66	45.52	38.45	
		4	28.27	34.34	43.51	38.82	37.32	37.20	37.29	39.35	44.66	27.30	36.53	52.49	37.53	
		5	29.63	37.13	44.30	39.13	35.50	35.16	36.69	43.33	40.02	27.05	40.80	48.00	37.55	
全国	完全失業者数(万人)	3	199	202	201	193	192	189	184	192	189	192	186	177	191	季調値
		4	178	180	181	176	174	182	179	173	174	171	179	190	178	〃
		5	180	177	174	182	183	177	176	177	172	170	182	182	178	〃
	完全失業率(%)	3	2.9	2.9	2.9	2.8	2.8	2.7	2.7	2.8	2.7	2.8	2.7	2.6	2.8	季調値
		4	2.6	2.6	2.6	2.5	2.5	2.6	2.6	2.5	2.5	2.5	2.6	2.7	2.6	〃
		5	2.6	2.6	2.5	2.6	2.6	2.6	2.5	2.5	2.5	2.4	2.6	2.6	2.6	〃
有効求人倍率(倍) (学卒を除きパートを含む)	3	1.10	1.11	1.13	1.14	1.14	1.15	1.15	1.16	1.18	1.20	1.21	1.23	1.16	季調値	
	4	1.24	1.25	1.27	1.29	1.31	1.32	1.33	1.35	1.35	1.35	1.34	1.32	1.31	〃	
	5	1.32	1.32	1.31	1.30	1.30	1.29	1.29	1.27	1.27	1.27	1.26	1.28	1.29	〃	

\*「就職率」、「充足率」については、新規求職者数(あるいは新規求人数)に対する割合。

\*岐阜県「有効求人倍率」年度欄、全国「有効求人倍率」年度欄は実数値。

\*季節調整法はセンサス局法Ⅱ(X-12-ARIMA)による。なお、令和5年12月以前の数値は新季節指数により改訂されている。